



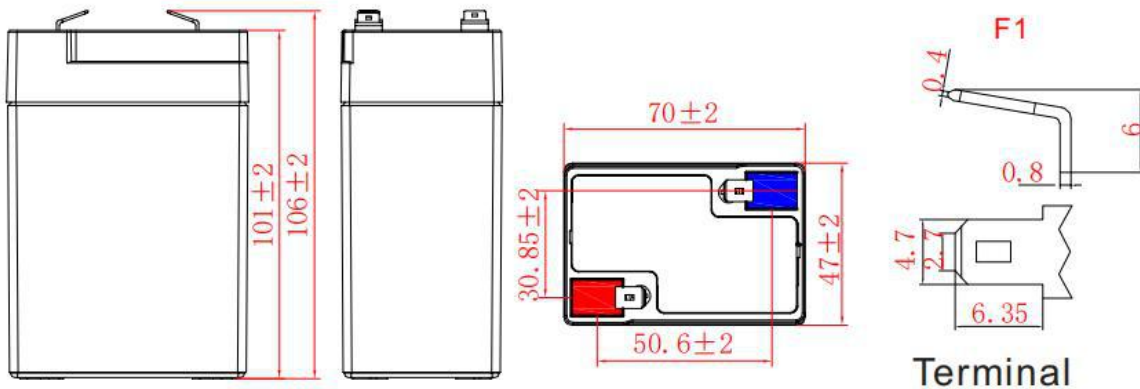
General Features

- ▶ High corrosion resistant performance: Pb-Ca multi-alloy grid
- ▶ High energy density and power density
- ▶ Optimized capability of instant high-current discharging
- ▶ Excellent charge acceptance ability
- ▶ Excellent deep cycle discharge capability
- ▶ Strong high and low temperature performance
- ▶ Precision sealing technology



Dimension: 70(L) × 47(W) × 101(H) × 106(TH)

Unit: mm



Terminal

Specification	
Nominal Voltage	6V
Nominal Capacity	5.5Ah
Design life	5 years
Terminal	F1/F2
Approx. Weight	Approx 0.85kg (1.87lbs)
Container Material	ABS
short-circuit current	400A
Internal resistance(Full charged at 25°C:)	15.0 mΩ
Self discharge	3% of capacity declined per month at 25°C
Operating Temperature	
Discharge:	-20 ~50°C(-4~ 122°F)
Charge :	-20 ~50°C(-4~ 122°F)
Storage:	-20 ~50°C(-4~ 122°F)
Charge Method(25 °C)	
Charge current:	Max. 1.37A;Recom.0.55A
Float charge:6.75-6.90V	recom.6.75V(-9mV/ °C)
Equalize charge:6.90-7.05V	recom.7.05V(-12mV/ °C)
Cycle charge:7.20-7.50V	recom.7.35V(-15mV/ °C)

Standards

Executive standard GB/T 19639.1-2014

Applications

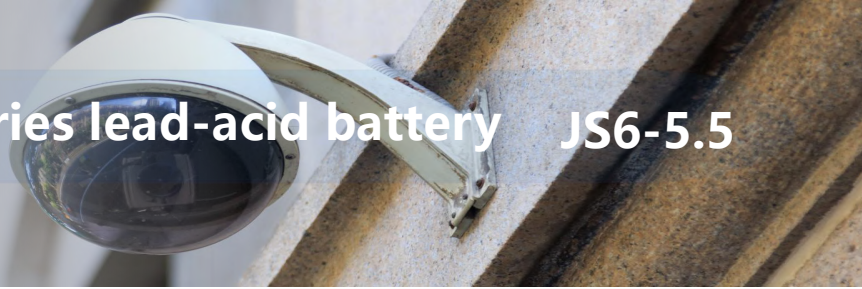
- ▶ UPS/EPS
- ▶ Power systems
- ▶ Telecommunications system
- ▶ Emergency lighting, Auto control system
- ▶ Solar/wind generating storage cyclic
- ▶ Other general purpose

Rated Capacity

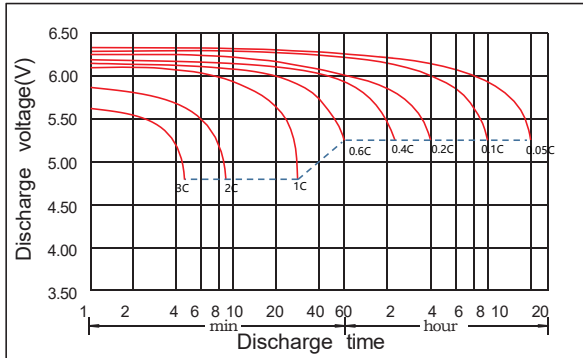
20Hour Rate (0.275A to 5.25V)	5.50Ah
3Hour Rate (1.40A to 5.10V)	4.20Ah
1Hour Rate (3.58A to 4.80V)	3.58Ah

Attain Certificate

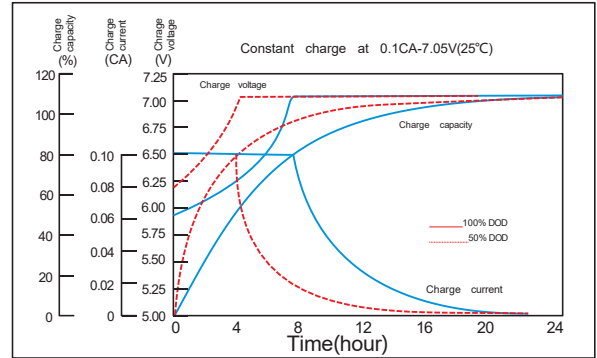




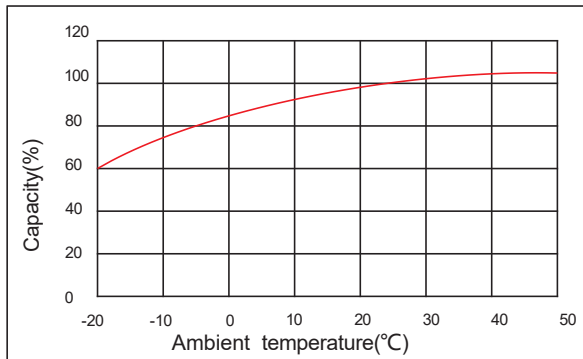
Discharge characteristic



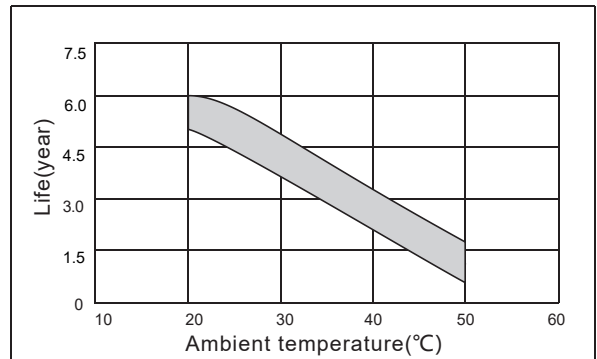
Charging characteristic



The effect of temperature on capacity



The effect of temperature on float life



Constant Current Discharge Characteristics Unit:A (25°C,77°F)

FV/Time	5min	10min	15min	30min	45min	1h	1.5h	2h	3h	4h	5h	6h	8h	10h	20h
1.60V	23.0	16.5	12.7	7.50	5.16	3.58	3.07	2.08	1.47	1.21	1.03	0.786	0.683	0.551	0.291
1.65V	20.9	15.2	11.9	7.12	4.92	3.41	2.93	2.00	1.43	1.18	1.01	0.777	0.671	0.544	0.286
1.70V	20.0	14.7	11.6	6.94	4.81	3.33	2.89	1.96	1.40	1.12	1.00	0.761	0.660	0.532	0.280
1.75V	18.5	13.7	10.9	6.65	4.67	3.24	2.80	1.91	1.38	1.10	0.958	0.747	0.644	0.523	0.275
1.80V	17.0	12.8	10.4	6.36	4.47	3.11	2.70	1.86	1.30	1.08	0.919	0.731	0.628	0.511	0.264
1.85V	14.5	10.9	8.89	5.63	4.05	2.80	2.48	1.77	1.23	1.05	0.878	0.708	0.580	0.491	0.259

Constant Power Discharge Characteristics Unit: W/cell (25°C,77°F)

FV/Time	5min	10min	15min	30min	45min	1h	1.5h	2h	3h	4h	5h	6h	8h	10h	20h
1.60V	41.5	29.9	23.3	13.9	9.70	6.72	5.82	3.90	2.77	2.29	1.95	1.50	1.29	1.06	0.578
1.65V	38.0	27.9	22.0	13.4	9.28	6.46	5.61	3.76	2.71	2.23	1.92	1.47	1.27	1.05	0.561
1.70V	36.7	27.1	21.6	13.0	9.10	6.36	5.52	3.67	2.66	2.12	1.86	1.44	1.25	1.04	0.557
1.75V	34.4	25.8	20.5	12.6	8.88	6.19	5.39	3.60	2.62	2.09	1.82	1.42	1.21	1.01	0.545
1.80V	32.0	24.5	19.8	12.2	8.52	6.00	5.25	3.58	2.55	2.07	1.78	1.39	1.19	0.993	0.541
1.85V	27.7	20.8	17.1	10.9	7.83	5.44	4.81	3.42	2.40	2.04	1.73	1.35	1.15	0.977	0.536