

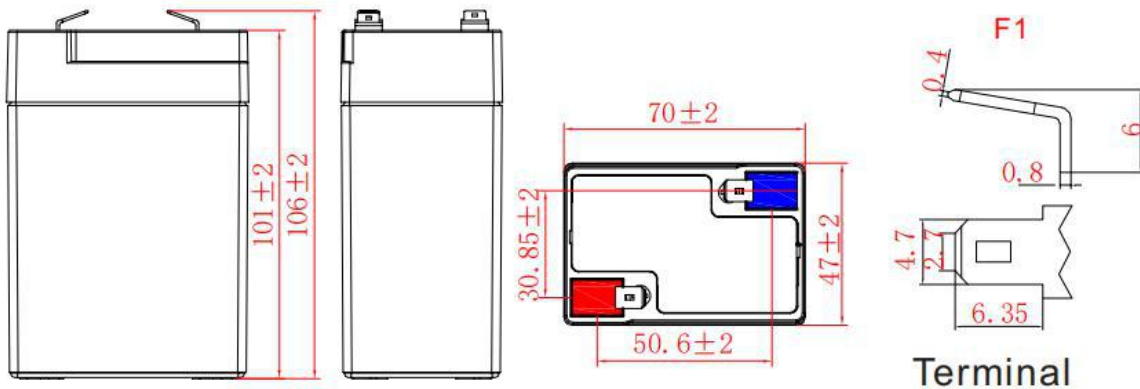
General Features

- ▶ High corrosion resistant performance: Pb-Ca multi-alloy grid
- ▶ High energy density and power density
- ▶ Optimized capability of instant high-current discharging
- ▶ Excellent charge acceptance ability
- ▶ Excellent deep cycle discharge capability
- ▶ Strong high and low temperature performance
- ▶ Precision sealing technology



Dimension: 70(L) × 47(W) × 101(H) × 106(TH)

Unit: mm



Specification	
Nominal Voltage	6V
Nominal Capacity	4.0Ah
Design life	5 years
Terminal	F1/F2
Approx. Weight	Approx 0.68kg (1.49lbs)
Container Material	ABS
short-circuit current	150A
Internal resistance(Full charged at 25°C:)	40.0 mΩ
Self discharge	3% of capacity declined per month at 25°C
Operating Temperature	
Discharge:	-20 ~50°C(-4~ 122°F)
Charge :	-20 ~50°C(-4~ 122°F)
Storage:	-20 ~50°C(-4~ 122°F)
Charge Method(25 °C)	
Charge current:	Max. 1.00A;Recom.0.40A
Float charge:6.75-6.90V	recom.6.75V(-9mV/ °C)
Equalize charge:6.90-7.05V	recom.7.05V(-12mV/ °C)
Cycle charge:7.20-7.50V	recom.7.35V(-15mV/ °C)

Standards

Executive standard GB/T 19639.1-2014


Applications

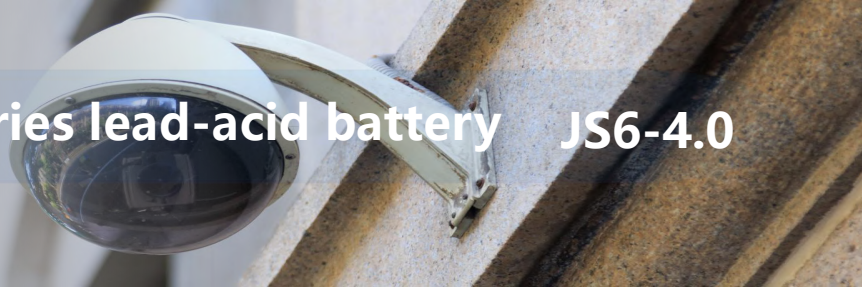
- ▶ UPS/EPS
- ▶ Power systems
- ▶ Telecommunications system
- ▶ Emergency lighting, Auto control system
- ▶ Solar/wind generating storage cyclic
- ▶ Other general purpose

Rated Capacity

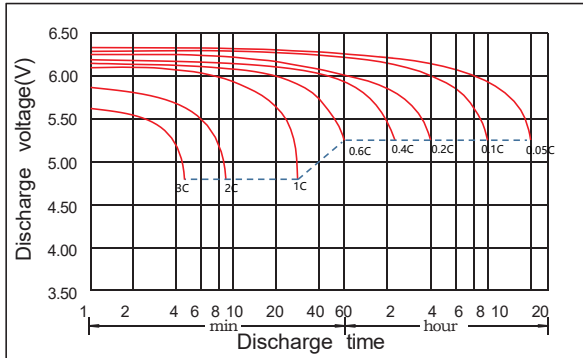
20Hour Rate (0.200A to 5.25V)	4.00Ah
3Hour Rate (1.01A to 5.10V)	3.03Ah
1Hour Rate (2.79A to 4.80V)	2.79Ah

Attain Certificate

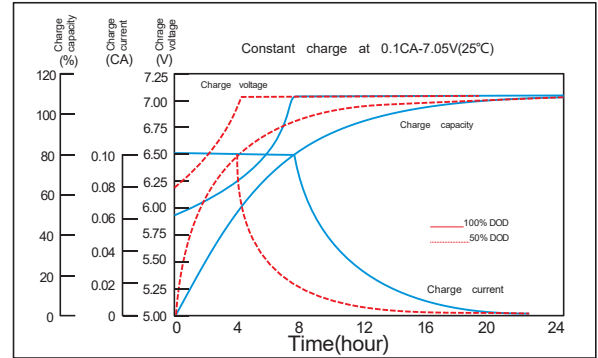




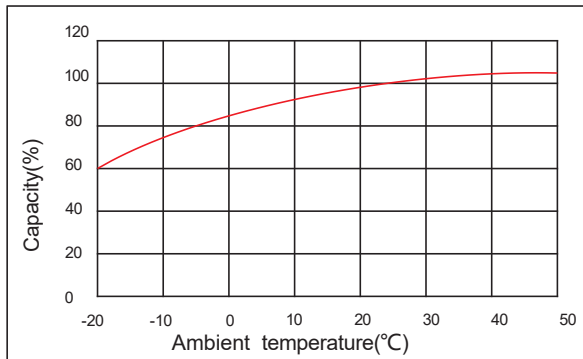
Discharge characteristic



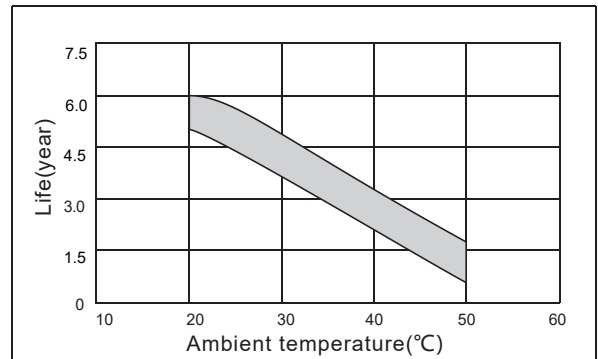
Charging characteristic



The effect of temperature on capacity



The effect of temperature on float life



Constant Current Discharge Characteristics Unit:A (25°C,77°F)

FV/Time	5min	10min	15min	30min	45min	1h	1.5h	2h	3h	4h	5h	6h	8h	10h	20h
1.60V	16.8	12.8	10.0	4.67	3.87	2.79	2.23	1.51	1.06	0.883	0.752	0.572	0.497	0.409	0.212
1.65V	15.3	11.8	9.38	4.43	3.68	2.66	2.13	1.45	1.03	0.857	0.737	0.565	0.488	0.404	0.208
1.70V	14.6	11.4	9.10	4.32	3.60	2.60	2.10	1.42	1.01	0.812	0.728	0.553	0.480	0.395	0.203
1.75V	13.5	10.7	8.60	4.14	3.50	2.53	2.03	1.39	1.00	0.800	0.697	0.543	0.468	0.389	0.200
1.80V	12.4	9.93	8.17	3.96	3.35	2.42	1.97	1.35	0.945	0.783	0.668	0.532	0.457	0.380	0.192
1.85V	10.6	8.43	7.00	3.51	3.03	2.19	1.80	1.29	0.889	0.760	0.638	0.515	0.422	0.365	0.188

Constant Power Discharge Characteristics Unit: W/cell (25°C ,77°F)

FV/Time	5min	10min	15min	30min	45min	1h	1.5h	2h	3h	4h	5h	6h	8h	10h	20h
1.60V	30.3	23.2	18.3	8.65	7.27	5.24	4.23	2.83	2.01	1.67	1.42	1.09	0.937	0.791	0.420
1.65V	27.8	21.7	17.3	8.31	6.95	5.04	4.08	2.73	1.96	1.62	1.39	1.07	0.922	0.777	0.408
1.70V	26.8	21.0	17.0	8.12	6.82	4.96	4.02	2.67	1.93	1.54	1.35	1.05	0.908	0.770	0.405
1.75V	25.1	20.0	16.2	7.87	6.65	4.83	3.92	2.62	1.90	1.52	1.33	1.03	0.883	0.753	0.397
1.80V	23.4	19.0	15.6	7.58	6.38	4.68	3.82	2.60	1.85	1.51	1.29	1.01	0.863	0.738	0.393
1.85V	20.3	16.2	13.4	6.78	5.87	4.24	3.50	2.49	1.74	1.49	1.26	0.98	0.838	0.726	0.390