

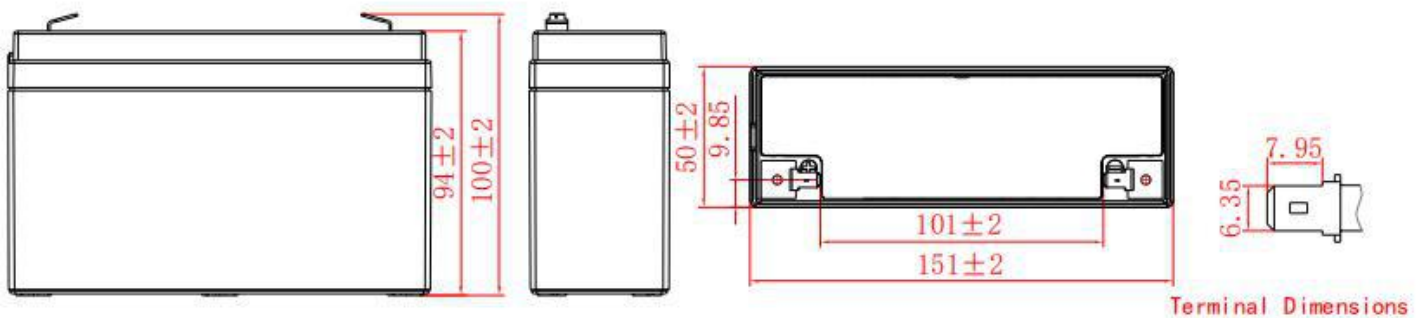
## General Features

- ▶ High corrosion resistant performance: Pb-Ca multi-alloy grid
- ▶ High energy density and power density
- ▶ Optimized capability of instant high-current discharging
- ▶ Excellent charge acceptance ability
- ▶ Excellent deep cycle discharge capability
- ▶ Strong high and low temperature performance
- ▶ Precision sealing technology



**Dimension: 151(L) × 50(W) × 94(H) × 100(TH)**

**Unit: mm**



Specification	
Nominal Voltage	6V
Nominal Capacity	12.0Ah
Design life	5 years
Terminal	F1/F2
Approx. Weight	Approx 1.6kg (3.53lbs)
Container Material	ABS
short-circuit current	545A
Internal resistance(Full charged at 25°C: )	11.0 mΩ
Self discharge	3% of capacity declined per month at 25°C
Operating Temperature	
Discharge:	-20 ~50°C(-4~ 122°F)
Charge :	-20 ~50°C(-4~ 122°F)
Storage:	-20 ~50°C(-4~ 122°F)
Charge Method(25 °C)	
Charge current:	Max. 3.0A;Recom.1.2A
Float charge:6.75-6.90V	recom.6.75V(-9mV/ °C)
Equalize charge:6.90-7.05V	recom.7.05V(-12mV/ °C)
Cycle charge:7.20-7.50V	recom.7.35V(-15mV/ °C)

## Standards

Executive standard GB/T 19639.1-2014

## Applications

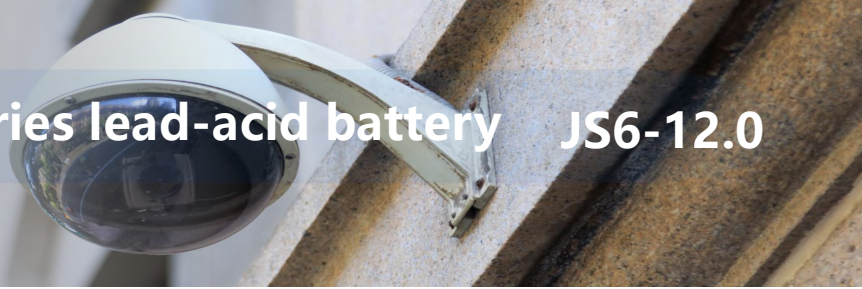
- ▶ UPS/EPS
- ▶ Power systems
- ▶ Telecommunications system
- ▶ Emergency lighting, Auto control system
- ▶ Solar/wind generating storage cyclic
- ▶ Other general purpose

## Rated Capacity

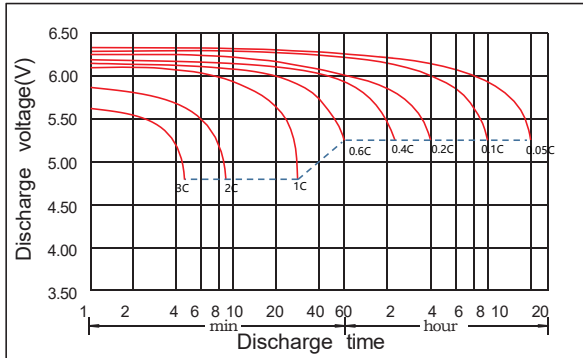
20Hour Rate (0.600A to 5.25V)	12.0Ah
3Hour Rate (3.16A to 5.10V)	9.48Ah
1Hour Rate (7.92A to 4.80V)	7.92Ah

## Attain Certificate

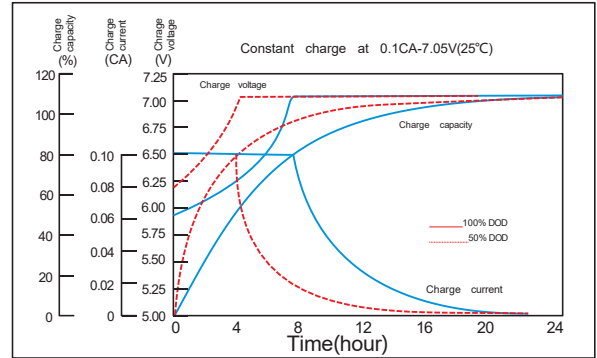




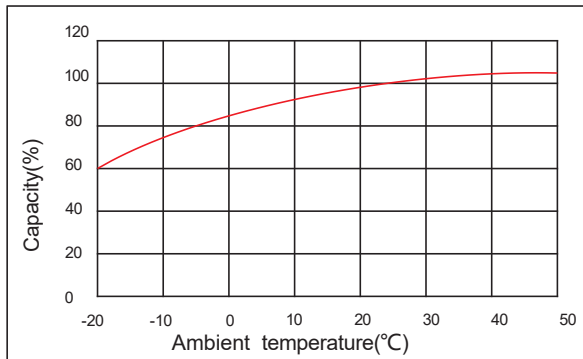
## Discharge characteristic



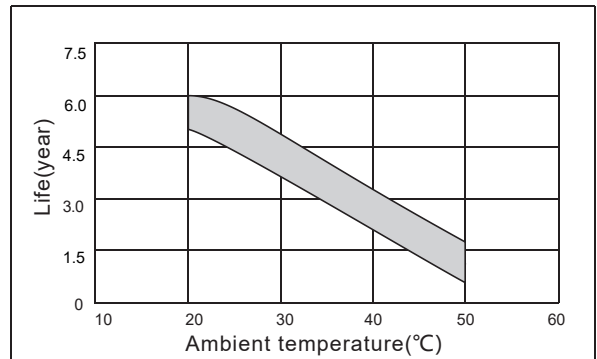
## Charging characteristic



## The effect of temperature on capacity



## The effect of temperature on float life



### Constant Current Discharge Characteristics Unit:A (25°C,77°F)

FV/Time	5min	10min	15min	30min	45min	1h	1.5h	2h	3h	4h	5h	6h	8h	10h	20h
1.60V	47.5	29.3	21.2	13.2	10.7	7.92	5.54	4.54	3.31	2.65	2.26	1.75	1.49	1.19	0.636
1.65V	47.2	28.1	19.4	12.5	10.1	7.44	5.25	4.36	3.22	2.57	2.21	1.72	1.46	1.18	0.624
1.70V	38.6	26.4	18.1	12.2	9.81	7.20	5.10	4.27	3.16	2.44	2.18	1.69	1.44	1.15	0.612
1.75V	35.9	25.1	16.9	11.8	9.50	6.95	4.94	4.16	3.11	2.40	2.09	1.65	1.40	1.13	0.600
1.80V	33.0	23.7	15.7	11.5	9.21	6.71	4.79	4.06	2.94	2.35	2.00	1.61	1.37	1.10	0.576
1.85V	29.7	21.3	14.1	10.3	8.29	6.04	4.31	3.65	2.65	2.11	1.80	1.45	1.23	0.990	0.518

### Constant Power Discharge Characteristics Unit: W/cell (25°C,77°F)

FV/Time	5min	10min	15min	30min	45min	1h	1.5h	2h	3h	4h	5h	6h	8h	10h	20h
1.60V	89.2	52.8	38.7	22.2	21.0	14.5	10.9	8.50	6.26	5.02	4.26	3.44	2.81	2.30	1.26
1.65V	82.2	50.0	36.4	22.1	19.8	13.7	10.3	8.18	6.08	4.86	4.18	3.39	2.77	2.26	1.23
1.70V	75.2	48.5	34.7	22.0	19.2	13.2	10.1	8.02	5.98	4.62	4.06	3.34	2.74	2.24	1.22
1.75V	68.2	47.0	33.4	21.8	18.6	12.9	9.74	7.84	5.90	4.56	3.98	3.26	2.63	2.19	1.19
1.80V	61.2	45.5	32.0	21.6	18.0	12.7	9.44	7.78	5.74	4.52	3.88	3.18	2.54	2.14	1.18
1.85V	55.1	40.9	28.8	19.5	16.2	11.4	8.49	7.00	5.17	4.07	3.49	2.86	2.29	1.93	1.06