



Applications

- > UPS/EPS
- > Power systems
- > Telecommunications system
- > Emergency lighting, Auto control system
- > Solar/wind generating storage cyclic
- > Other general purpose

General Features

- > High corrosion resistant performance: Pb-Ca multi-alloy grid
- > High energy density and power density
- > Optimized capability of instant high-current discharging
- > Excellent charge acceptance ability
- > Excellent deep cycle discharge capability
- > Strong high and low temperature performance
- > Precision sealing technology

Specification

Nominal Voltage	12V
Nominal Capacity	9.0Ah
Design life	5 years
Terminal	F1/F2
Approx. Weight	Approx 2.53kg (5.58lbs)
Container Material	ABS

Rated Capacity	9.00Ah	20Hour Rate (0.45A to 10.5V)
	7.11Ah	3Hour Rate (2.37A to 10.2V)
	6.77Ah	1Hour Rate (6.77A to 9.60V)

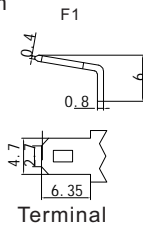
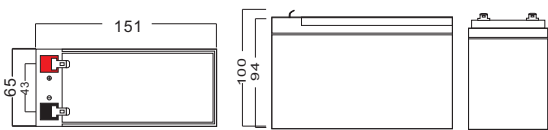
Internal resistance	Full charged at 25°C: 18.0 mΩ
Max. Discharge Current	135A(5S)

Operating Temperature	Discharge: -20 ~50°C(-4~ 122°F)
	Charge: -20 ~50°C(-4~ 122°F)
	Storage: -20 ~50°C(-4~ 122°F)

Charge current:	Max. 2.25A ; Recom.0.90A
Charge Method (25 °C)	Float Charge:13.5-13.8V,recom.13.8V(-18mV/ °C) Equalize charge:13.8-14.1V,recom.14.1V(-24mV/ °C) Cycle charge:14.4-15.0V,recom.14.7V(-30mV/ °C)
Self discharge	3% of capacity declined per month at 25°C



Dimension: 151(L)×65(W)×94(H)×100(TH) Unit: mm



Constant Current Discharge Characteristics Unit: A (25°C, 77°F)

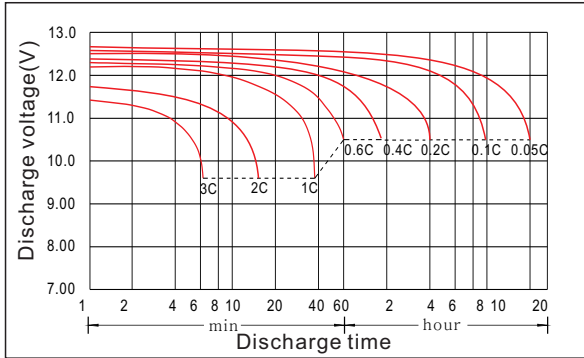
FV/Time	5min	10min	15min	30min	45min	1h	1.5h	2h	3h	4h	5h	6h	8h	10h	20h
1.60V	37.2	25.2	21.0	10.2	8.30	6.77	3.62	3.40	2.52	1.99	1.69	1.28	1.12	0.890	0.477
1.65V	34.0	23.9	19.2	10.1	7.70	6.28	3.55	3.27	2.41	1.93	1.66	1.26	1.10	0.872	0.468
1.70V	30.9	22.7	17.8	9.90	7.56	6.16	3.50	3.20	2.37	1.83	1.63	1.24	1.08	0.861	0.459
1.75V	28.2	21.6	16.6	9.80	7.29	5.94	3.41	3.12	2.33	1.80	1.56	1.21	1.05	0.838	0.450
1.80V	25.0	20.5	15.5	9.60	7.03	5.73	3.37	3.04	2.21	1.76	1.50	1.19	1.03	0.828	0.432
1.85V	22.3	19.0	13.8	8.80	6.51	5.31	3.27	2.89	2.08	1.71	1.43	1.16	0.987	0.803	0.425

Constant Power Discharge Characteristics Unit: W/cell(25°C, 77°F)

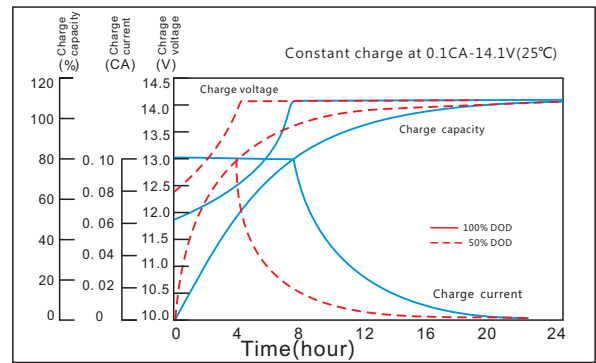
FV/Time	5min	10min	15min	30min	45min	1h	1.5h	2h	3h	4h	5h	6h	8h	10h	20h
1.60V	66.9	45.4	38.0	18.6	13.0	10.8	7.26	6.23	4.63	3.68	3.16	2.52	2.11	1.72	0.945
1.65V	62.0	43.4	35.1	18.5	12.1	10.1	7.13	6.05	4.48	3.63	3.14	2.48	2.08	1.69	0.920
1.70V	56.4	41.7	33.0	18.4	11.9	9.90	7.09	6.02	4.46	3.47	3.10	2.46	2.05	1.68	0.912
1.75V	52.2	40.0	31.0	18.3	11.6	9.70	6.92	5.91	4.43	3.44	2.99	2.41	2.03	1.64	0.898
1.80V	46.8	38.6	29.1	18.1	11.4	9.50	6.88	5.78	4.24	3.39	2.91	2.39	2.01	1.63	0.887
1.85V	41.8	36.1	26.0	16.6	10.7	8.88	6.77	5.52	4.04	3.34	2.78	2.35	1.92	1.60	0.879

JS12-9.0

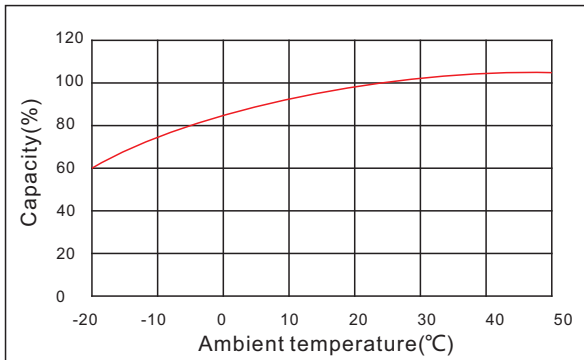
Discharge characteristic



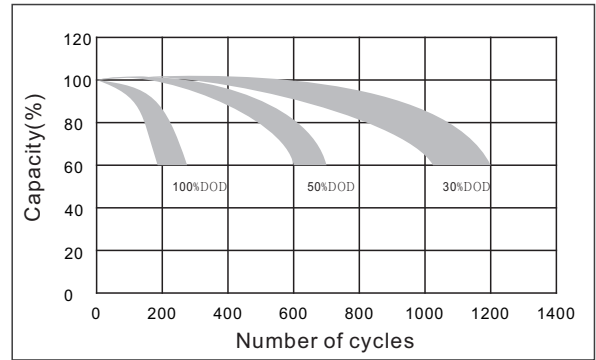
Charging characteristic



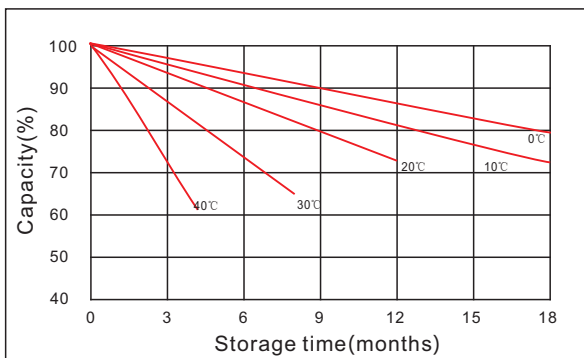
The effect of temperature on capacity



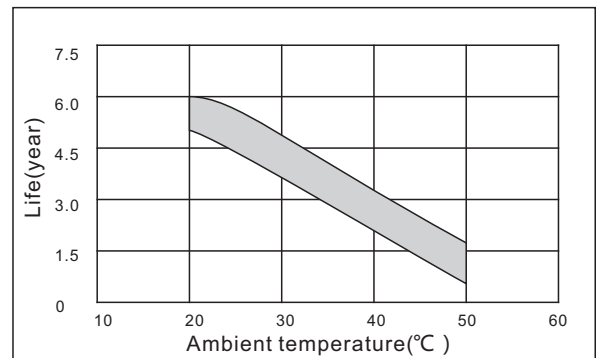
The effect of discharge depth on cycle life



Curves of self-discharge



The effect of temperature on float life



www.kijo.com.cn info@kijo.com.cn

Jiangxi Jingjiu Power Science&Technology Co. Ltd.
Add: 1388 Fushan No.1 Street, Xiaolan Economic Development Zone, Nanchang City, Jiangxi Province, China.

+86-791-85982779 +86-791-85989842

Jiangxi Jingjiu Power (Jiujiang) Co. Ltd.
Add: Xiwang Rd, Aicheng Industrial Park, Yongxiu Country, jiujiang City, Jiangxi Province, China.

