



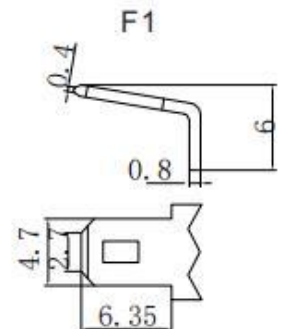

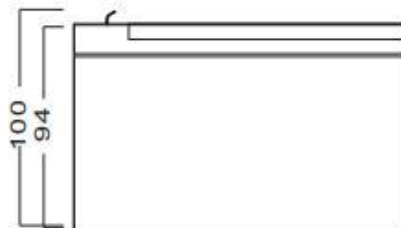
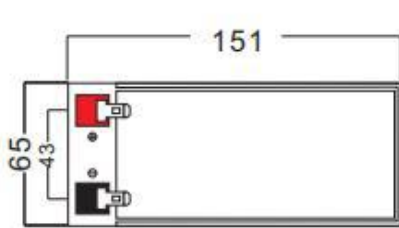
General Features

- ▶ High corrosion resistant performance: Pb-Ca multi-alloy grid
- ▶ High energy density and power density
- ▶ Optimized capability of instant high-current discharging
- ▶ Excellent charge acceptance ability
- ▶ Excellent deep cycle discharge capability
- ▶ Strong high and low temperature performance
- ▶ Precision sealing technology



Dimension: 151(L) × 65(W) × 94(H) × 100(TH)

Unit: mm



Terminal

Specification	
Nominal Voltage	12V
Nominal Capacity	7.0Ah
Design life	5 years
Terminal	F1/F2
Approx. Weight	Approx. 2.0kg (4.41lbs)
Container Material	ABS
short-circuit current	342A
Internal resistance(Full charged at 25°C:)	35.0 mΩ
Self discharge	3% of capacity declined per month at 25°C
Operating Temperature	
Discharge:	-20 ~50°C(-4~ 122°F)
Charge :	-20 ~50°C(-4~ 122°F)
Storage:	-20 ~50°C(-4~ 122°F)
Charge Method(25 °C)	
Charge current:	Max. 1.75A; Recom. 0.70A
Float charge: 13.5-13.8V	recom. 13.8V(-18mV/ °C)
Equalize charge: 13.8-14.1V	recom. 14.1V(-24mV/ °C)
Cycle charge: 14.4-15.0V	recom. 14.7V(-30mV/ °C)

Standards

Executive standard GB/T 19639.1-2014

Applications

- ▶ UPS/EPS
- ▶ Power systems
- ▶ Telecommunications system
- ▶ Emergency lighting, Auto control system
- ▶ Solar/wind generating storage cyclic
- ▶ Other general purpose

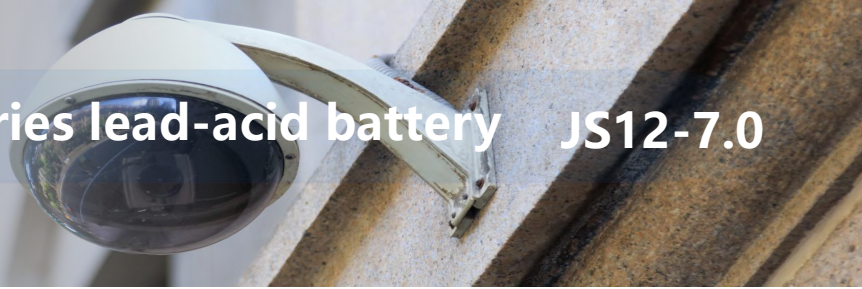
Rated Capacity

20Hour Rate (0.350A to 10.5V)	7.00Ah
3Hour Rate (1.84A to 10.2V)	5.52Ah
1Hour Rate (4.62A to 9.6V)	4.62Ah

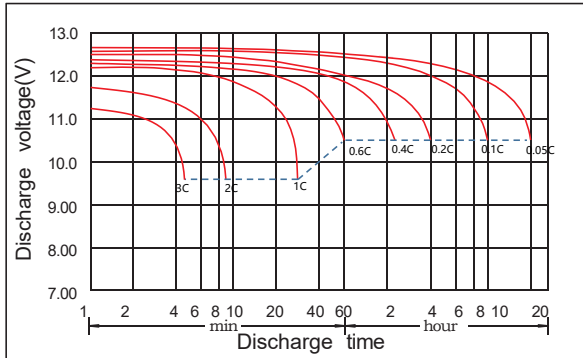
Attain Certificate



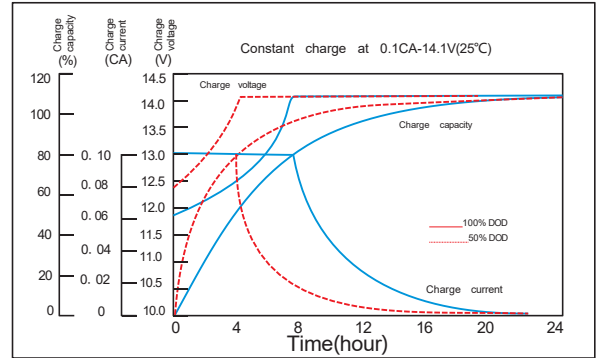
Disclaimer: Manufacturers have the right to self-modify the parameters of the product updates, please keep in touch with manufacturers to obtain the latest information.



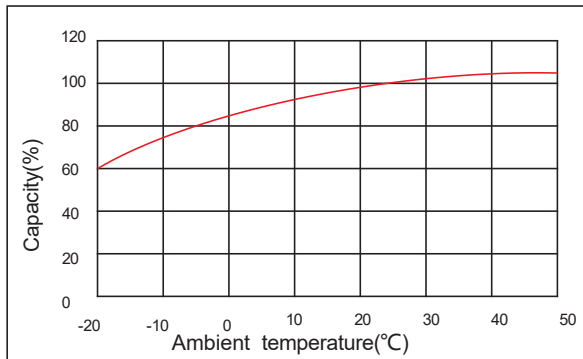
Discharge characteristic



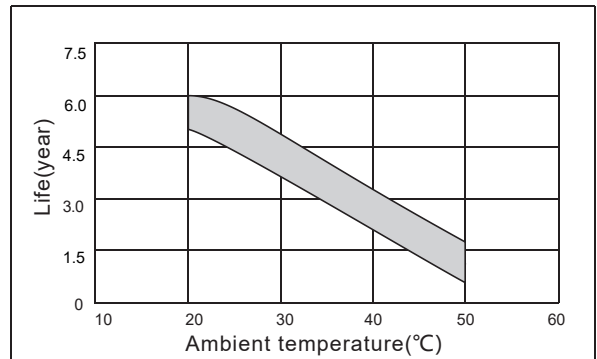
Charging characteristic



The effect of temperature on capacity



The effect of temperature on float life



Constant Current Discharge Characteristics Unit:A (25°C,77°F)

FV/Time	5min	10min	15min	30min	45min	1h	1.5h	2h	3h	4h	5h	6h	8h	10h	20h
1.60V	27.7	18.1	13.5	8.86	5.67	4.62	2.82	2.65	1.93	1.55	1.32	0.999	0.868	0.693	0.371
1.65V	27.5	17.4	12.4	8.41	5.32	4.34	2.79	2.54	1.88	1.50	1.29	0.989	0.854	0.686	0.364
1.70V	22.5	16.3	11.6	8.15	5.15	4.20	2.73	2.49	1.84	1.42	1.27	0.969	0.840	0.672	0.357
1.75V	20.9	15.5	10.8	7.96	4.97	4.05	2.68	2.43	1.81	1.40	1.22	0.949	0.819	0.658	0.350
1.80V	19.3	14.6	10.0	7.70	4.80	3.91	2.62	2.37	1.72	1.37	1.17	0.928	0.798	0.644	0.336
1.85V	17.2	13.5	8.89	7.05	4.44	3.62	2.54	2.25	1.62	1.33	1.12	0.901	0.765	0.625	0.330

Constant Power Discharge Characteristics Unit: W/cell (25°C,77°F)

FV/Time	5min	10min	15min	30min	45min	1h	1.5h	2h	3h	4h	5h	6h	8h	10h	20h
1.60V	52.0	32.7	24.7	15.0	10.2	8.47	5.65	4.96	3.65	2.93	2.49	1.97	1.64	1.34	0.735
1.65V	48.0	30.9	23.2	14.9	9.56	7.97	5.57	4.77	3.55	2.84	2.44	1.94	1.61	1.32	0.715
1.70V	43.9	30.0	22.2	14.8	9.26	7.72	5.53	4.68	3.49	2.70	2.37	1.92	1.60	1.31	0.709
1.75V	39.8	29.1	21.4	14.7	9.00	7.50	5.40	4.57	3.44	2.66	2.32	1.88	1.53	1.28	0.694
1.80V	35.7	28.1	20.4	14.5	8.88	7.40	5.28	4.57	3.35	2.64	2.26	1.83	1.48	1.25	0.690
1.85V	31.9	26.3	18.3	13.3	8.30	6.92	5.19	4.54	3.19	2.60	2.16	1.80	1.42	1.23	0.683