



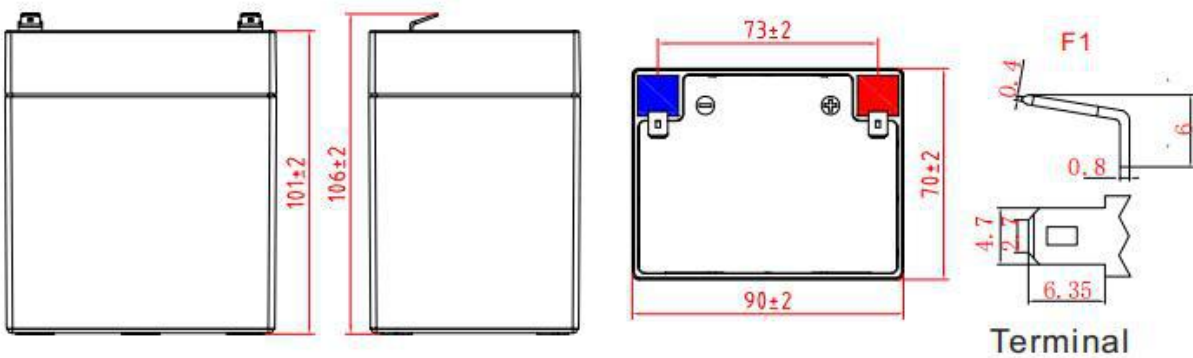
General Features

- ▶ High corrosion resistant performance: Pb-Ca multi-alloy grid
- ▶ High energy density and power density
- ▶ Optimized capability of instant high-current discharging
- ▶ Excellent charge acceptance ability
- ▶ Excellent deep cycle discharge capability
- ▶ Strong high and low temperature performance
- ▶ Precision sealing technology



Dimension: 90(L) × 70(W) × 101(H) × 106(TH)

Unit: mm



Specification	
Nominal Voltage	12V
Nominal Capacity	5.5Ah
Design life	5 years
Terminal	F1/F2
Approx. Weight	Approx 1.55kg (3.41lbs)
Container Material	ABS
short-circuit current	333A
Internal resistance(Full charged at 25°C:)	36.0 mΩ
Self discharge	3% of capacity declined per month at 25°C
Operating Temperature	
Discharge:	-20 ~50°C(-4~ 122°F)
Charge :	-20 ~50°C(-4~ 122°F)
Storage:	-20 ~50°C(-4~ 122°F)
Charge Method(25 °C)	
Charge current:	Max. 1.38A; Recom. 0.55A
Float charge: 13.5-13.8V	recom. 13.8V(-18mV/ °C)
Equalize charge: 13.8-14.1V	recom. 14.1V(-24mV/ °C)
Cycle charge: 14.4-15.0V	recom. 14.7V(-30mV/ °C)

Standards

Executive standard GB/T 19639.1-2014

Applications

- ▶ UPS/EPS
- ▶ Power systems
- ▶ Telecommunications system
- ▶ Emergency lighting, Auto control system
- ▶ Solar/wind generating storage cyclic
- ▶ Other general purpose

Rated Capacity

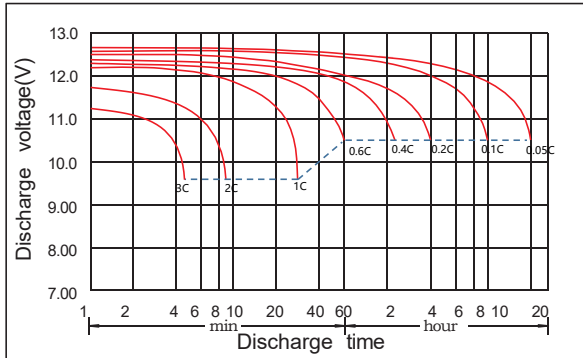
20Hour Rate (0.275A to 10.5V)	5.50Ah
3Hour Rate (1.45A to 10.2V)	4.35Ah
1Hour Rate (3.70A to 9.6V)	3.70Ah

Attain Certificate

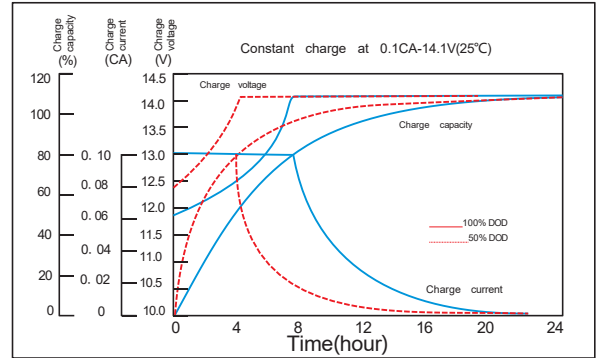




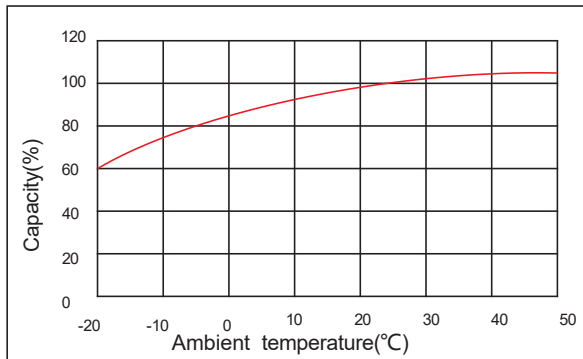
Discharge characteristic



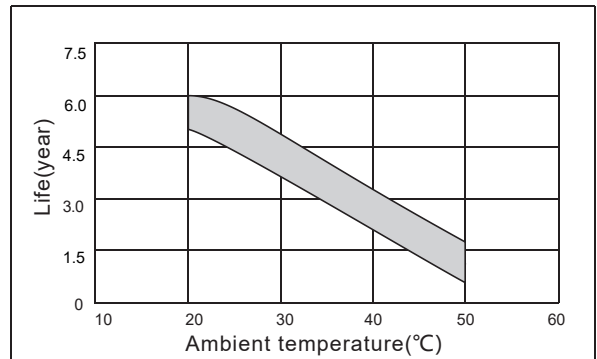
Charging characteristic



The effect of temperature on capacity



The effect of temperature on float life



Constant Current Discharge Characteristics Unit:A (25°C,77°F)

FV/Time	5min	10min	15min	30min	45min	1h	1.5h	2h	3h	4h	5h	6h	8h	10h	20h
1.60V	23.2	16.5	12.6	7.40	5.16	3.70	3.07	2.08	1.52	1.21	1.03	0.786	0.683	0.551	0.291
1.65V	21.1	15.2	11.8	7.03	4.92	3.52	2.93	2.00	1.48	1.18	1.01	0.777	0.671	0.544	0.286
1.70V	20.2	14.7	11.5	6.85	4.81	3.44	2.89	1.96	1.45	1.12	1.00	0.761	0.660	0.532	0.280
1.75V	18.7	13.7	10.8	6.56	4.67	3.35	2.80	1.91	1.43	1.10	0.958	0.747	0.644	0.523	0.275
1.80V	17.1	12.8	10.3	6.28	4.47	3.21	2.70	1.86	1.35	1.08	0.919	0.731	0.628	0.511	0.264
1.85V	14.6	10.9	8.82	5.55	4.05	2.89	2.48	1.77	1.27	1.05	0.878	0.708	0.580	0.491	0.259

Constant Power Discharge Characteristics Unit: W/cell (25°C ,77°F)

FV/Time	5min	10min	15min	30min	45min	1h	1.5h	2h	3h	4h	5h	6h	8h	10h	20h
1.60V	41.9	29.9	23.1	13.7	9.70	6.95	5.82	3.90	2.87	2.29	1.95	1.50	1.29	1.06	0.578
1.65V	38.3	27.9	21.8	13.2	9.28	6.87	5.61	3.76	2.81	2.23	1.92	1.47	1.27	1.05	0.561
1.70V	37.0	27.1	21.4	12.8	9.10	6.57	5.52	3.67	2.75	2.12	1.86	1.44	1.25	1.04	0.557
1.75V	34.7	25.8	20.3	12.4	8.88	6.40	5.39	3.60	2.71	2.09	1.82	1.42	1.21	1.01	0.545
1.80V	32.3	24.5	19.6	12.0	8.52	6.20	5.25	3.58	2.64	2.07	1.78	1.39	1.19	0.993	0.541
1.85V	27.9	20.8	17.0	10.8	7.83	5.62	4.81	3.42	2.49	2.04	1.73	1.35	1.15	0.977	0.536