



Applications

- > UPS/EPS
- > Power systems
- > Telecommunications system
- > Emergency lighting、Auto control system
- > Solar/wind generating storage cyclic
- > Other general purpose

Specification

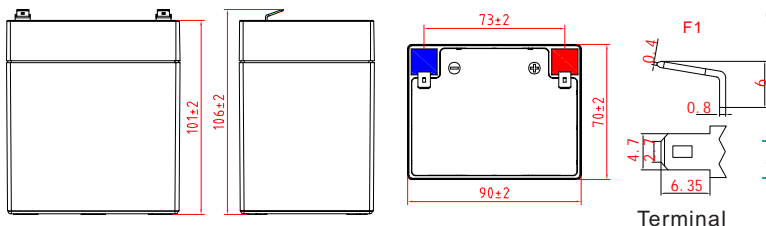
Nominal Voltage	12V
Nominal Capacity	5.5Ah
Design life	5 years
Terminal	F1/F2
Approx. Weight	Approx 1.68kg (3.70lbs)
Container Material	ABS
Rated Capacity	5.50Ah 20Hour Rate (0.275A to 10.5V)
	4.20Ah 3Hour Rate (1.40A to 10.2V)
	3.58Ah 1Hour Rate (3.58A to 9.60V)
Internal resistance	Full charged at 25°C: 23.0 mΩ
Max. Discharge Current	66A(5S)
Operating Temperature	Discharge: -20 ~50°C(-4~ 122°F)
	Charge: -20 ~50°C(-4~ 122°F)
	Storage: -20 ~50°C(-4~ 122°F)
Charge current:	Max.1.38A ; Recom.0.55A
Charge Method (25 °C)	Float Charge:13.5-13.8V,recom.13.8V(-18mV/ °C)
	Equalize charge:13.8-14.1V,recom.14.1V(-24mV/ °C)
	Cycle charge:14.4-15.0V,recom.14.7V(-30mV/ °C)
Self discharge	3% of capacity declined per month at 25°C

General Features

- > High corrosion resistant performance: Pb-Ca multi-alloy grid
- > High energy density and power density
- > Optimized capability of instant high-current discharging
- > Excellent charge acceptance ability
- > Excellent deep cycle discharge capability
- > Strong high and low temperature performance
- > Precision sealing technology



Dimension: 90(L)×70(W)×101(H)×106(TH) Unit: mm



Constant Current Discharge Characteristics Unit: A (25°C, 77°F)

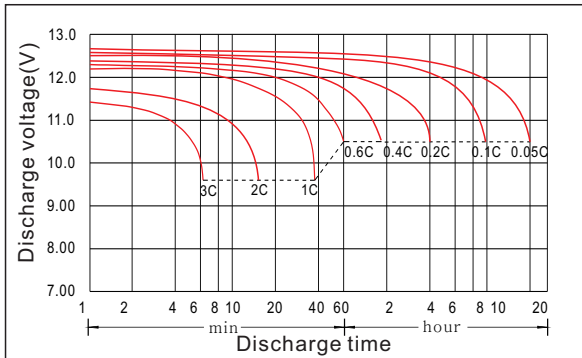
FV/Time	5min	10min	15min	30min	45min	1h	1.5h	2h	3h	4h	5h	6h	8h	10h	20h
1.60V	23.0	16.5	12.7	7.50	5.16	3.58	3.07	2.08	1.47	1.21	1.03	0.786	0.683	0.551	0.291
1.65V	20.9	15.2	11.9	7.12	4.92	3.41	2.93	2.00	1.43	1.18	1.01	0.777	0.671	0.544	0.286
1.70V	20.0	14.7	11.6	6.94	4.81	3.33	2.89	1.96	1.40	1.12	1.00	0.761	0.660	0.532	0.280
1.75V	18.5	13.7	10.9	6.65	4.67	3.24	2.80	1.91	1.38	1.10	0.958	0.747	0.644	0.523	0.275
1.80V	17.0	12.8	10.4	6.36	4.47	3.11	2.70	1.86	1.30	1.08	0.919	0.731	0.628	0.511	0.264
1.85V	14.5	10.9	8.89	5.63	4.05	2.80	2.48	1.77	1.23	1.05	0.878	0.708	0.580	0.491	0.259

Constant Power Discharge Characteristics Unit: W/cell (25°C, 77°F)

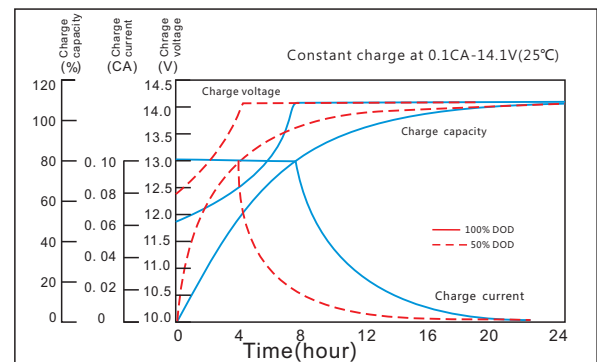
FV/Time	5min	10min	15min	30min	45min	1h	1.5h	2h	3h	4h	5h	6h	8h	10h	20h
1.60V	41.5	29.9	23.3	13.9	9.70	6.72	5.82	3.90	2.77	2.29	1.95	1.50	1.29	1.06	0.578
1.65V	38.0	27.9	22.0	13.4	9.28	6.46	5.61	3.76	2.71	2.23	1.92	1.47	1.27	1.05	0.561
1.70V	36.7	27.1	21.6	13.0	9.10	6.36	5.52	3.67	2.66	2.12	1.86	1.44	1.25	1.04	0.557
1.75V	34.4	25.8	20.5	12.6	8.88	6.19	5.39	3.60	2.62	2.09	1.82	1.42	1.21	1.01	0.545
1.80V	32.0	24.5	19.8	12.2	8.52	6.00	5.25	3.58	2.55	2.07	1.78	1.39	1.19	0.993	0.541
1.85V	27.7	20.8	17.1	10.9	7.83	5.44	4.81	3.42	2.40	2.04	1.73	1.35	1.15	0.977	0.536

JS12-5.5

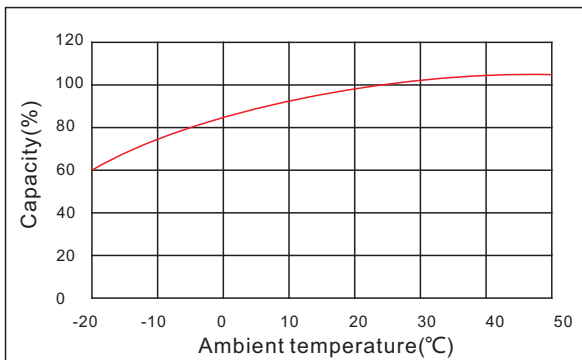
Discharge characteristic



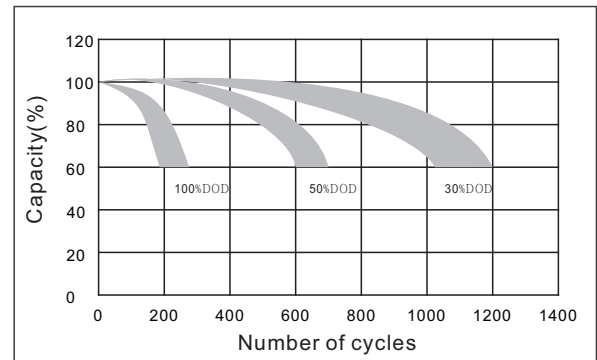
Charging characteristic



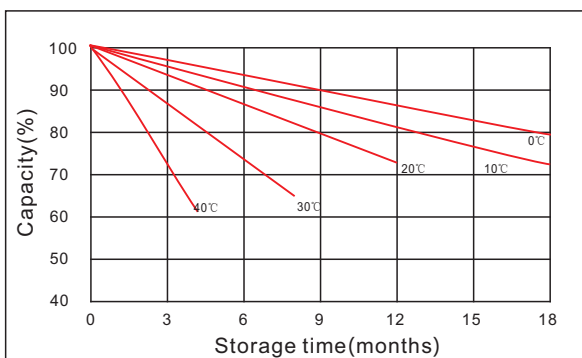
The effect of temperature on capacity



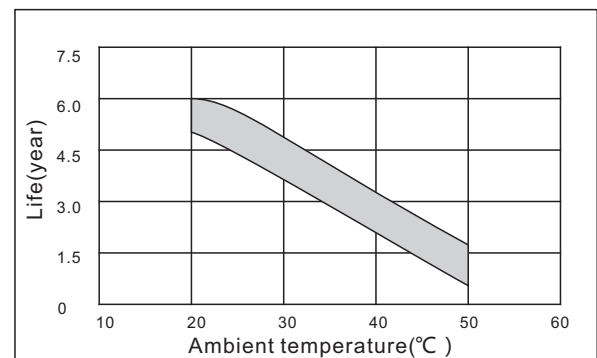
The effect of discharge depth on cycle life



Curves of self-discharge



The effect of temperature on float life



www.kijo.com.cn info@kijo.com.cn

Jiangxi Jingjiu Power Science&Technology Co. Ltd.
 Add: 1388 Fushan No.1 Street, Xiaolan Economic Development Zone, Nanchang City, Jiangxi Province, China.

+86-791-85982779 +86-791-85989842

Jiangxi Jingjiu Power (Jiujiang) Co. Ltd.
 Add: Xiwang Rd, Aicheng Industrial Park, Yongxiu Country, jiujiang City, Jiangxi Province, China.

