



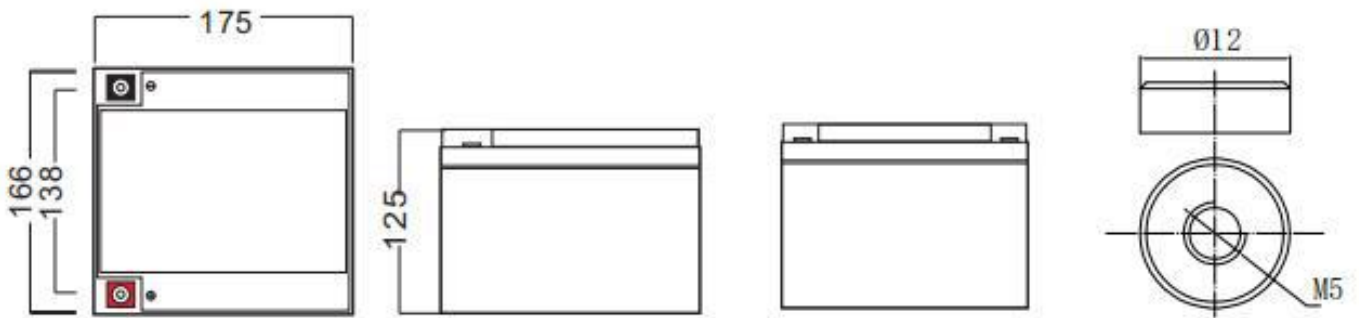
General Features

- ▶ High corrosion resistant performance: Pb-Ca multi-alloy grid
- ▶ High energy density and power density
- ▶ Optimized capability of instant high-current discharging
- ▶ Excellent charge acceptance ability
- ▶ Excellent deep cycle discharge capability
- ▶ Strong high and low temperature performance
- ▶ Precision sealing technology



Dimension: 175(L) × 166(W) × 125(H) × 125(TH)

Unit: mm



Terminal Dimensions

Specification	
Nominal Voltage	12V
Nominal Capacity	28.0Ah
Design life	5 years
Terminal	M5
Approx. Weight	Approx 8.0kg (17.6lbs)
Container Material	ABS
short-circuit current	1000A
Internal resistance(Full charged at 25°C:)	12.0 mΩ
Self discharge	3% of capacity declined per month at 25°C
Operating Temperature	
Discharge:	-20 ~50°C(-4~ 122°F)
Charge :	-20 ~50°C(-4~ 122°F)
Storage:	-20 ~50°C(-4~ 122°F)
Charge Method(25 °C)	
Charge current:	Max. 7.00A; Recom. 2.80A
Float charge: 13.5-13.8V	recom. 13.8V(-18mV/ °C)
Equalize charge: 13.8-14.1V	recom. 14.1V(-24mV/ °C)
Cycle charge: 14.4-15.0V	recom. 14.7V(-30mV/ °C)

Standards

Executive standard GB/T 19639.1-2014

Applications

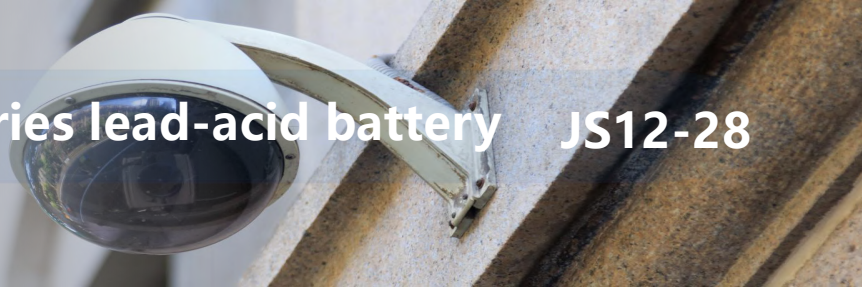
- ▶ UPS/EPS
- ▶ Power systems
- ▶ Telecommunications system
- ▶ Emergency lighting, Auto control system
- ▶ Solar/wind generating storage cyclic
- ▶ Other general purpose

Rated Capacity

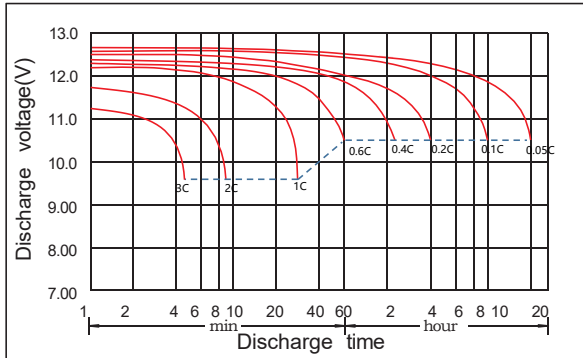
20Hour Rate (1.40A to 10.5V)	28.0Ah
3Hour Rate (8.10A to 10.2V)	24.3Ah
1Hour Rate (18.5A to 9.6V)	18.5Ah

Attain Certificate

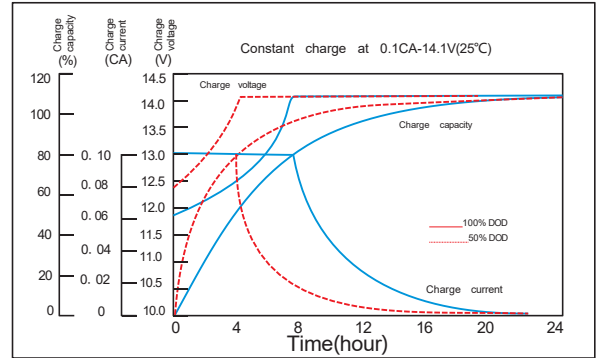




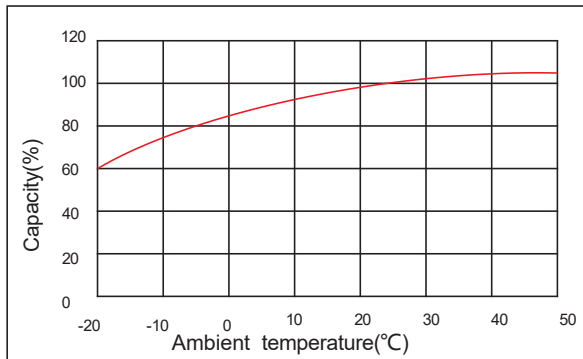
Discharge characteristic



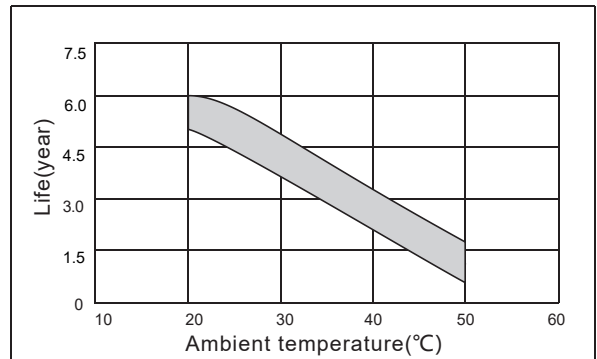
Charging characteristic



The effect of temperature on capacity



The effect of temperature on float life



Constant Current Discharge Characteristics Unit:A (25°C,77°F)

FV/Time	5min	10min	15min	30min	45min	1h	1.5h	2h	3h	4h	5h	6h	8h	10h	20h
1.60V	119	92.1	63.7	31.5	22.7	18.5	12.5	11.5	8.30	5.56	5.15	3.86	3.17	2.68	1.42
1.65V	115	89.5	61.8	30.8	22.6	18.4	12.4	11.4	8.23	5.51	5.12	3.82	3.15	2.65	1.41
1.70V	110	85.4	60.7	30.2	22.4	18.3	12.3	11.3	8.10	5.46	5.06	3.79	3.12	2.63	1.41
1.75V	102	81.7	58.4	30.0	22.1	18.0	12.2	11.1	8.00	5.40	5.00	3.75	3.09	2.60	1.40
1.80V	91.0	77.2	54.7	28.7	21.5	17.5	12.0	10.9	7.97	5.35	4.88	3.71	3.09	2.57	1.39
1.85V	81.3	68.9	48.7	26.2	19.9	16.3	11.7	10.4	7.51	5.19	4.63	3.60	2.95	2.50	1.37

Constant Power Discharge Characteristics Unit: W/cell (25°C ,77°F)

FV/Time	5min	10min	15min	30min	45min	1h	1.5h	2h	3h	4h	5h	6h	8h	10h	20h
1.60V	199	166	112	56.9	42.2	35.1	23.9	21.6	15.8	10.8	9.79	7.55	6.18	5.15	2.81
1.65V	191	160	110	56.2	41.8	34.8	23.6	21.6	15.6	10.7	9.73	7.47	6.13	5.09	2.80
1.70V	191	154	109	56.2	41.4	34.5	23.4	21.5	15.5	10.6	9.66	7.38	6.09	5.03	2.79
1.75V	178	147	109	55.9	41.1	34.2	23.2	21.4	15.4	10.5	9.60	7.34	6.06	5.01	2.77
1.80V	163	139	103	54.4	40.7	33.9	23.0	21.3	15.4	10.4	9.48	7.26	6.01	4.95	2.76
1.85V	146	124	91.8	49.9	37.8	31.5	22.6	20.3	14.6	10.2	9.05	7.13	5.81	4.86	2.73