

JS12-26



JS Series lead-acid battery

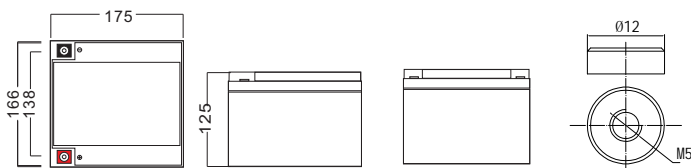
Executive standard GB/T 19639.1-2014

General Features

- High corrosion resistant performance: Pb-Ca multi-alloy grid
- High energy density and power density
- Optimized capability of instant high-current discharging
- Excellent charge acceptance ability
- Excellent deep cycle discharge capability
- Strong high and low temperature performance
- Precision sealing technology



Dimension: 175(L)×166(W)×125(H)×125(TH) Unit: mm



Terminal Dimensions

Applications

- UPS/EPS
- Power systems
- Telecommunications system
- Emergency lighting、Auto control system
- Solar/wind generating storage cyclic
- Other general purpose

Specification

Nominal Voltage	12V
Nominal Capacity	26.0Ah
Design life	5 years
Terminal	M5
Approx. Weight	Approx7.70kg (17.0lbs)
Container Material	ABS
Rated Capacity	26.0Ah 20Hour Rate (1.30A to 10.5V)
	20.5Ah 3Hour Rate (6.84A to 10.2V)
	17.2Ah 1Hour Rate (17.2A to 9.60V)
Internal resistance	Full charged at 25°C: 13.2 mΩ
Max. Discharge Current	390A(5S)
Operating Temperature	Discharge: -20 ~50°C(-4~ 122°F)
	Charge: -20 ~50°C(-4~ 122°F)
	Storage: -20 ~50°C(-4~ 122°F)
Charge current:	Max.6.50A ; Recom.2.60A
Charge Method (25 °C)	Float Charge:13.5-13.8V,recom.13.8V(-18mV/ °C)
	Equalize charge:13.8-14.1V,recom.14.1V(-24mV/ °C)
	Cycle charge:14.4-15.0V,recom.14.7V(-30mV/ °C)
Self discharge	3% of capacity declined per month at 25°C

Constant Current Discharge Characteristics Unit: A (25°C, 77°F)

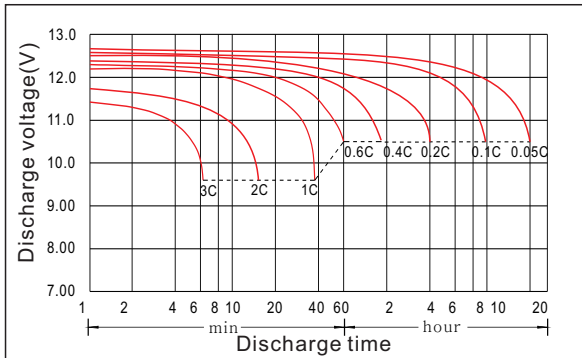
FV/Time	5min	10min	15min	30min	45min	1h	1.5h	2h	3h	4h	5h	6h	8h	10h	20h
1.60V	103	67.3	50.2	32.9	21.1	17.2	10.5	9.83	7.18	5.75	4.89	3.71	3.22	2.57	1.38
1.65V	102	64.5	46.0	31.2	19.8	16.1	10.4	9.44	6.97	5.56	4.78	3.68	3.17	2.55	1.35
1.70V	83.7	60.6	42.9	30.3	19.1	15.6	10.2	9.26	6.84	5.28	4.73	3.60	3.12	2.50	1.33
1.75V	77.7	57.7	40.0	29.6	18.5	15.1	9.92	9.02	6.73	5.20	4.52	3.52	3.04	2.44	1.30
1.80V	71.5	54.3	37.2	28.6	17.8	14.5	9.72	8.79	6.37	5.10	4.34	3.45	2.96	2.39	1.25
1.85V	63.8	50.3	33.1	26.2	16.5	13.4	9.43	8.36	5.99	4.95	4.14	3.34	2.84	2.32	1.23

Constant Power Discharge Characteristics Unit: W/cell(25°C, 77°F)

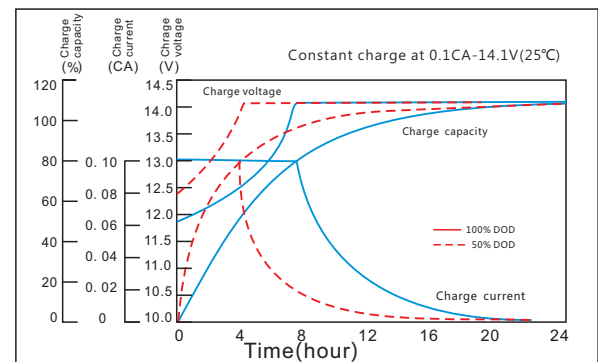
FV/Time	5min	10min	15min	30min	45min	1h	1.5h	2h	3h	4h	5h	6h	8h	10h	20h
1.60V	193	121	91.9	55.6	37.8	31.5	21.1	18.4	13.6	10.9	9.23	7.32	6.08	4.99	2.73
1.65V	178	115	86.2	55.2	35.5	29.6	20.6	17.7	13.2	10.5	9.06	7.17	5.99	4.89	2.66
1.70V	163	111	82.3	55.0	34.4	28.7	20.5	17.4	13.0	10.0	8.80	7.11	5.93	4.85	2.63
1.75V	148	108	79.3	54.4	33.5	27.9	20.0	17.0	12.8	9.90	8.62	6.95	5.69	4.74	2.58
1.80V	133	104	75.8	54.0	33.0	27.5	19.6	16.9	12.4	9.80	8.41	6.82	5.50	4.65	2.56
1.85V	119	97.2	67.8	49.4	30.9	25.7	19.3	16.1	11.8	9.65	8.02	6.71	5.27	4.58	2.54

JS12-26

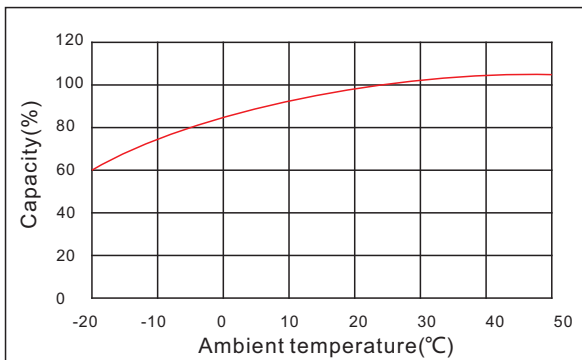
Discharge characteristic



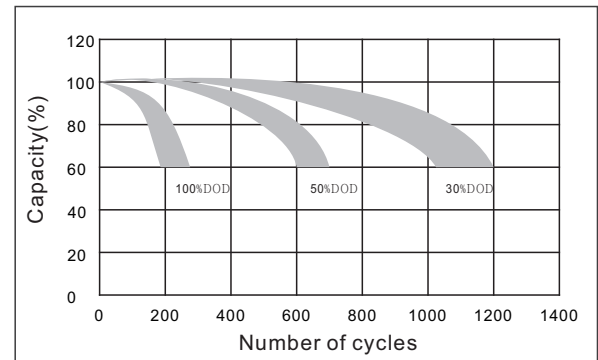
Charging characteristic



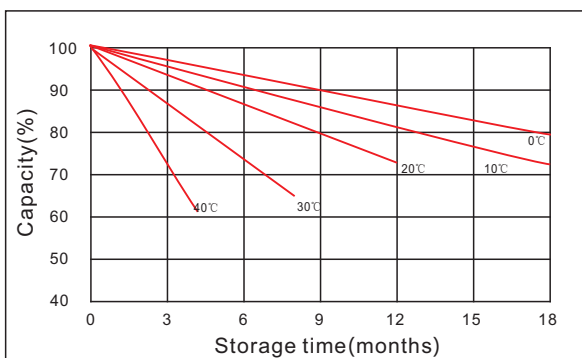
The effect of temperature on capacity



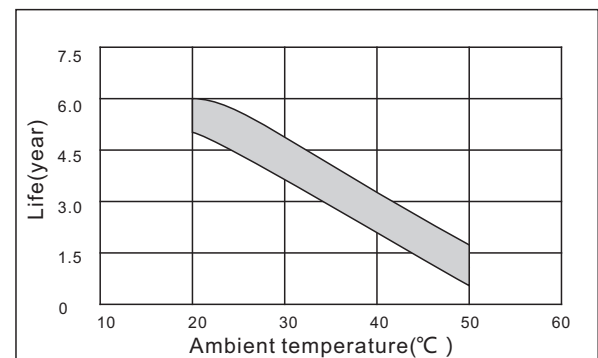
The effect of discharge depth on cycle life



Curves of self-discharge



The effect of temperature on float life



www.kiju.com.cn info@kiju.com.cn

Jiangxi Jingjiu Power Science&Technology Co. Ltd.
Add: 1388 Fushan No.1 Street, Xiaolan Economic Development Zone, Nanchang City, Jiangxi Province, China.

+86-791-85982779 +86-791-85989842

Jiangxi Jingjiu Power (Jiujiang) Co. Ltd.
Add: Xiwang Rd, Aicheng Industrial Park, Yongxiu Country, jiujiang City, Jiangxi Province, China.

