



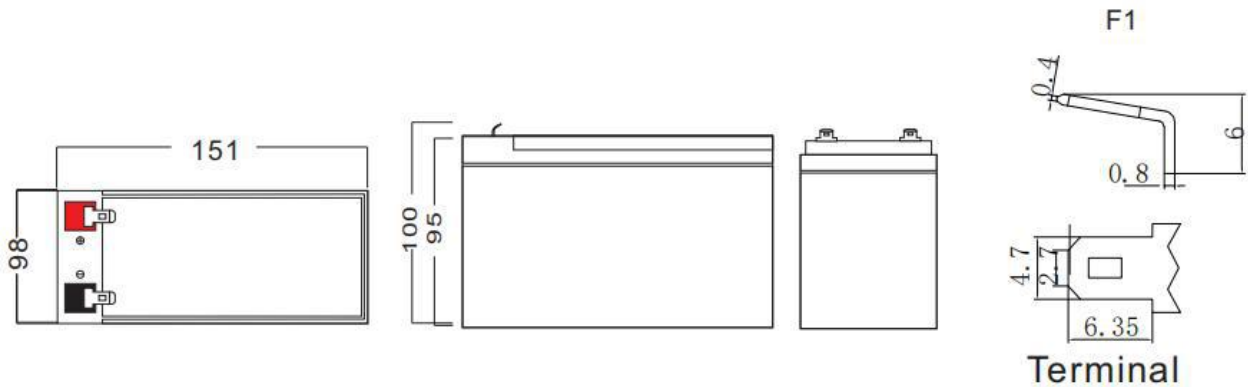
General Features

- ▶ High corrosion resistant performance: Pb-Ca multi-alloy grid
- ▶ High energy density and power density
- ▶ Optimized capability of instant high-current discharging
- ▶ Excellent charge acceptance ability
- ▶ Excellent deep cycle discharge capability
- ▶ Strong high and low temperature performance
- ▶ Precision sealing technology



Dimension: 151(L) × 98(W) × 95(H) × 100(TH)

Unit: mm



Specification	
Nominal Voltage	12V
Nominal Capacity	14.0Ah
Design life	5 years
Terminal	F1/F2
Approx. Weight	Approx 3.70kg (8.16lbs)
Container Material	ABS
short-circuit current	666A
Internal resistance(Full charged at 25°C:)	18.0 mΩ
Self discharge	3% of capacity declined per month at 25°C
Operating Temperature	
Discharge:	-20 ~50°C(-4~ 122°F)
Charge :	-20 ~50°C(-4~ 122°F)
Storage:	-20 ~50°C(-4~ 122°F)
Charge Method(25 °C)	
Charge current:	Max. 3.50A;Recom.1.40A
Float charge:13.5-13.8V	recom.13.8V(-18mV/ °C)
Equalize charge:13.8-14.1V	recom.14.1V(-24mV/ °C)
Cycle charge:14.4-15.0V	recom.14.7V(-30mV/ °C)

Standards

Executive standard GB/T 19639.1-2014

Applications

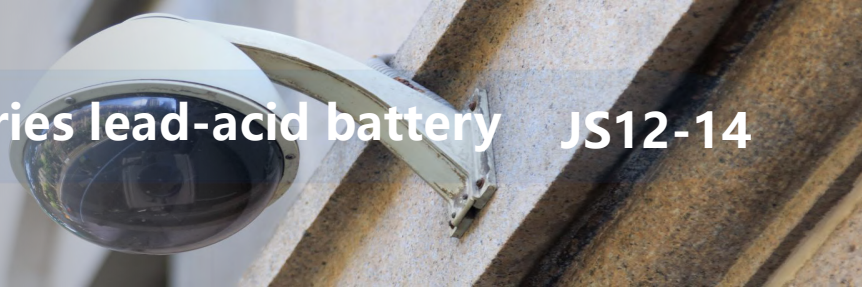
- ▶ UPS/EPS
- ▶ Power systems
- ▶ Telecommunications system
- ▶ Emergency lighting, Auto control system
- ▶ Solar/wind generating storage cyclic
- ▶ Other general purpose

Rated Capacity

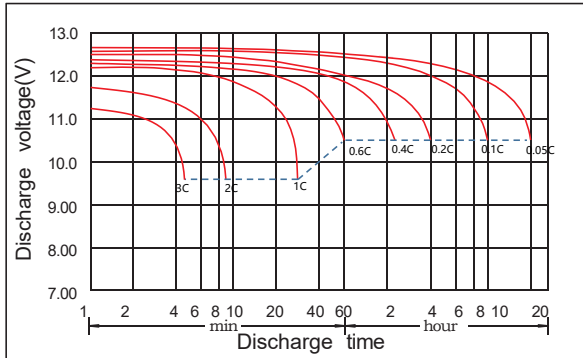
20Hour Rate (0.70A to 10.5V)	14.0Ah
3Hour Rate (3.68A to 10.2V)	11.04Ah
1Hour Rate (9.24A to 9.6V)	9.24Ah

Attain Certificate

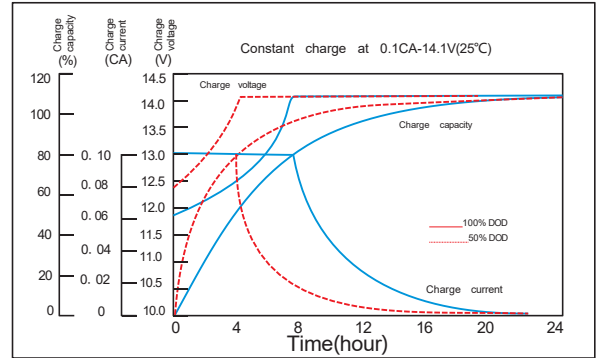




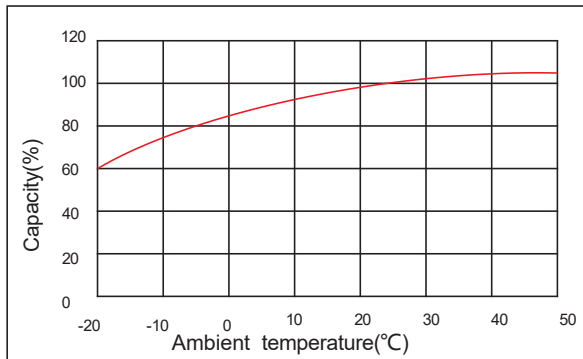
Discharge characteristic



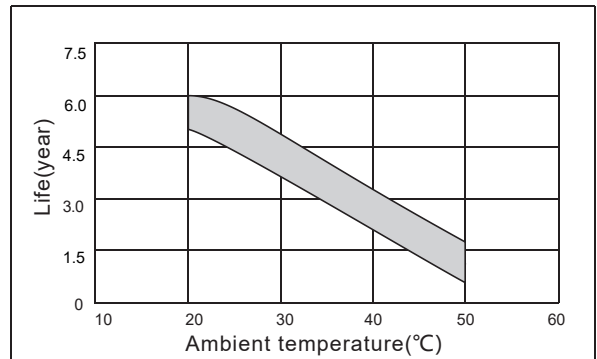
Charging characteristic



The effect of temperature on capacity



The effect of temperature on float life



Constant Current Discharge Characteristics Unit:A (25°C,77°F)

FV/Time	5min	10min	15min	30min	45min	1h	1.5h	2h	3h	4h	5h	6h	8h	10h	20h
1.60V	55.4	36.3	27.0	17.7	11.3	9.24	5.65	5.29	3.86	3.09	2.63	2.00	1.74	1.39	0.742
1.65V	55.0	34.7	24.8	16.8	10.7	8.68	5.57	5.08	3.75	3.00	2.58	1.98	1.71	1.37	0.728
1.70V	45.1	32.6	23.1	16.3	10.3	8.40	5.45	4.98	3.68	2.84	2.55	1.93	1.68	1.34	0.714
1.75V	41.9	31.1	21.6	15.9	9.95	8.11	5.37	4.86	3.63	2.80	2.44	1.90	1.64	1.32	0.700
1.80V	38.5	29.3	20.0	15.4	9.60	7.83	5.25	4.73	3.43	2.74	2.34	1.86	1.60	1.29	0.672
1.85V	34.4	27.1	17.8	14.1	8.90	7.25	5.09	4.50	3.23	2.66	2.23	1.80	1.53	1.25	0.661

Constant Power Discharge Characteristics Unit: W/cell (25°C ,77°F)

FV/Time	5min	10min	15min	30min	45min	1h	1.5h	2h	3h	4h	5h	6h	8h	10h	20h
1.60V	104	65.3	49.5	29.9	20.3	16.9	11.4	9.92	7.30	5.86	4.97	3.95	3.28	2.69	1.47
1.65V	95.9	61.8	46.4	29.7	19.1	15.9	11.1	9.54	7.09	5.67	4.88	3.86	3.23	2.63	1.43
1.70V	87.7	60.0	44.3	29.6	18.5	15.4	11.0	9.36	6.98	5.39	4.74	3.83	3.19	2.61	1.42
1.75V	79.6	58.1	42.7	29.3	18.0	15.0	10.8	9.15	6.88	5.32	4.64	3.74	3.06	2.55	1.39
1.80V	71.4	56.2	40.8	29.1	17.8	14.8	10.6	9.08	6.70	5.27	4.53	3.67	2.96	2.50	1.38
1.85V	63.7	52.5	36.5	26.6	16.6	13.8	10.4	8.68	6.38	5.19	4.32	3.61	2.83	2.46	1.37