

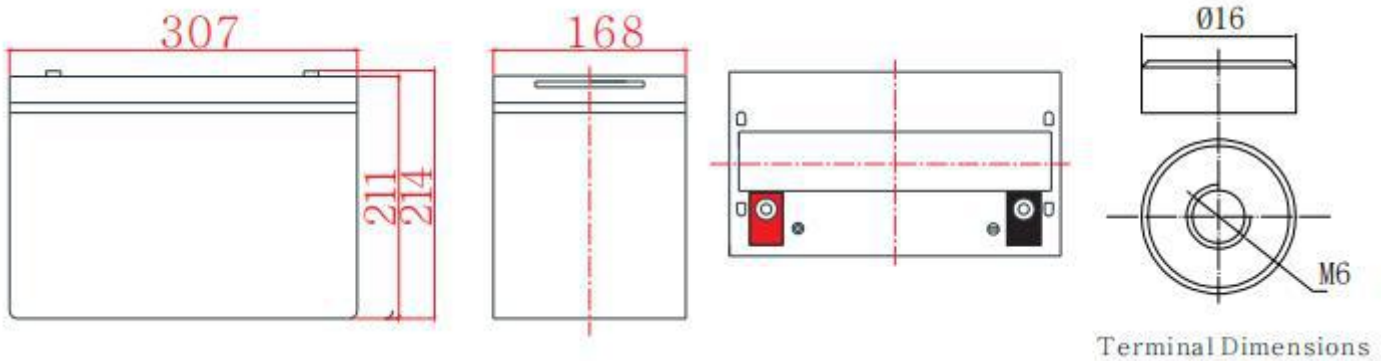
General Features

- ▶ High corrosion resistant performance: Pb-Ca multi-alloy grid
- ▶ High energy density and power density
- ▶ Optimized capability of instant high-current discharging
- ▶ Excellent charge acceptance ability
- ▶ Excellent deep cycle discharge capability
- ▶ Strong high and low temperature performance
- ▶ Precision sealing technology
- ▶ Long life



Dimension: 307(L) × 168(W) × 211(H) × 214(TH)

Unit: mm



Specification	
Nominal Voltage	12V
Nominal Capacity	95Ah
Design life	10 years
Terminal	M6
Approx. Weight	Approx 28.0kg (61.7lbs)
Container Material	ABS
short-circuit current	2181A
Internal resistance(Full charged at 25°C:)	5.5 mΩ
Self discharge	3% of capacity declined per month at 25°C
Operating Temperature	
Discharge:	-20 ~50°C(-4~ 122°F)
Charge :	-20 ~50°C(-4~ 122°F)
Storage:	-20 ~50°C(-4~ 122°F)
Charge Method(25 °C)	
Charge current:	Max. 23.75A; Recom. 9.5A
Float charge: 13.5-13.8V	recom. 13.8V(-18mV/ °C)
Equalize charge: 13.8-14.1V	recom. 14.1V(-24mV/ °C)
Cycle charge: 14.4-15.0V	recom. 14.7V(-30mV/ °C)

Standards

Executive standard YD/T 799-2010

Applications

- ▶ UPS/EPS
- ▶ Power systems
- ▶ Telecommunications system
- ▶ Emergency lighting, Auto control system
- ▶ Solar/wind generating storage cyclic
- ▶ Other general purpose

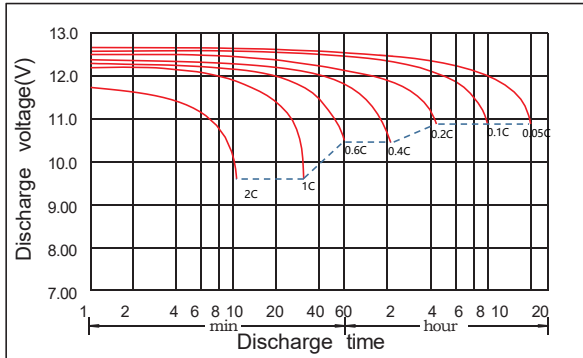
Rated Capacity

10Hour Rate (9.50A to 10.8V)	95.0Ah
3Hour Rate (26.0A to 10.2V)	78.0Ah
1Hour Rate (64.0A to 9.6V)	64.0Ah

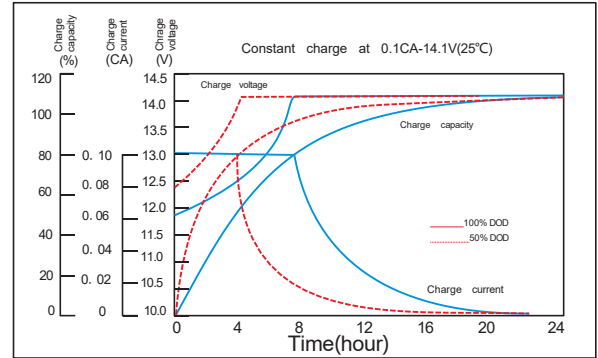
Attain Certificate



Discharge characteristic



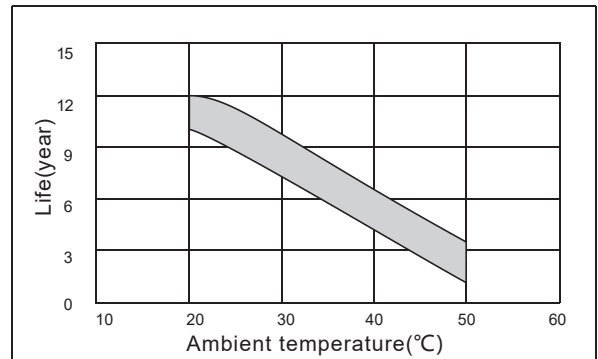
Charging characteristic



The effect of temperature on capacity



The effect of temperature on float life



Constant Current Discharge Characteristics Unit:A (25°C,77°F)

FV/Time	5min	10min	15min	30min	45min	1h	1.5h	2h	3h	4h	5h	6h	8h	10h	20h
1.60V	335	223	179	110	78.5	64.0	40.2	36.7	26.6	19.3	17.8	14.2	11.7	9.88	5.18
1.65V	324	221	174	108	77.9	63.5	39.8	36.5	26.4	19.1	17.7	14.1	11.6	9.79	5.16
1.70V	311	220	171	106	77.4	63.1	39.4	36.2	26.0	18.9	17.5	14.0	11.5	9.69	5.13
1.75V	286	216	165	105	76.3	62.2	39.0	35.7	25.7	18.7	17.3	13.8	11.4	9.60	5.11
1.80V	257	211	154	100	74.3	60.6	38.6	35.0	25.5	18.5	16.9	13.7	11.4	9.50	5.09
1.85V	229	195	137	91.4	68.9	56.2	37.5	33.3	24.1	18.0	16.0	13.3	10.9	9.22	4.99

Constant Power Discharge Characteristics Unit: W/cell (25°C ,77°F)

FV/Time	5min	10min	15min	30min	45min	1h	1.5h	2h	3h	4h	5h	6h	8h	10h	20h
1.60V	562	379	317	198	146	121	80.2	69.4	50.7	38.0	33.9	27.9	22.8	19.0	10.3
1.65V	539	375	311	196	144	120	79.3	69.1	50.0	37.6	33.7	27.6	22.6	18.8	10.2
1.70V	537	372	307	196	143	119	78.4	68.9	49.7	37.2	33.5	27.2	22.5	18.6	10.2
1.75V	500	369	306	195	142	118	78.0	68.5	49.4	36.9	33.3	27.1	22.4	18.5	10.1
1.80V	460	366	289	190	141	117	77.1	68.3	49.3	36.5	32.8	26.8	22.2	18.3	10.1
1.85V	411	339	259	174	130	109	75.7	65.2	46.9	35.9	31.4	26.3	21.4	17.9	10.0