

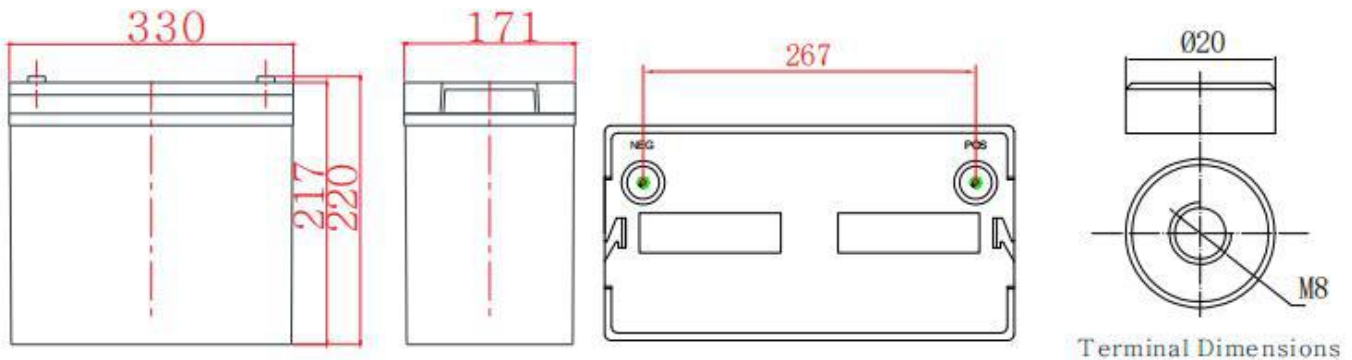
## General Features

- ▶ High corrosion resistant performance: Pb-Ca multi-alloy grid
- ▶ High energy density and power density
- ▶ Optimized capability of instant high-current discharging
- ▶ Excellent charge acceptance ability
- ▶ Excellent deep cycle discharge capability
- ▶ Strong high and low temperature performance
- ▶ Precision sealing technology
- ▶ Long life



**Dimension: 330(L) × 171(W) × 217(H) × 220(TH)**

**Unit: mm**



Specification	
Nominal Voltage	12V
Nominal Capacity	90Ah
Design life	10 years
Terminal	M8
Approx. Weight	Approx 26.5kg (58.4lbs)
Container Material	ABS
short-circuit current	2222A
Internal resistance(Full charged at 25°C: )	5.4 mΩ
Self discharge	3% of capacity declined per month at 25°C
Operating Temperature	
Discharge:	-20 ~50°C(-4~ 122°F)
Charge :	-20 ~50°C(-4~ 122°F)
Storage:	-20 ~50°C(-4~ 122°F)
Charge Method(25 °C)	
Charge current:	Max. 22.5A; Recom. 9.0A
Float charge: 13.5-13.8V	recom. 13.8V(-18mV/ °C)
Equalize charge: 13.8-14.1V	recom. 14.1V(-24mV/ °C)
Cycle charge: 14.4-15.0V	recom. 14.7V(-30mV/ °C)

## Standards

Executive standard YD/T 799-2010

## Applications

- ▶ UPS/EPS
- ▶ Power systems
- ▶ Telecommunications system
- ▶ Emergency lighting, Auto control system
- ▶ Solar/wind generating storage cyclic
- ▶ Other general purpose

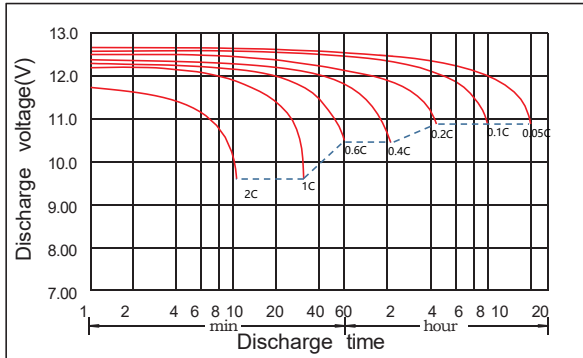
## Rated Capacity

10Hour Rate (9.00A to 10.8V)	90.0Ah
3Hour Rate (25.0A to 10.2V)	75.0Ah
1Hour Rate (55.0A to 9.6V)	55.0Ah

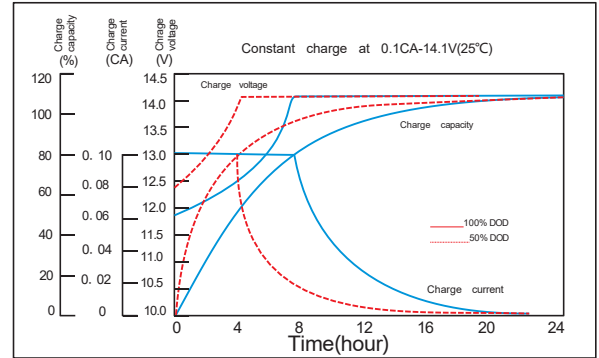
## Attain Certificate



## Discharge characteristic



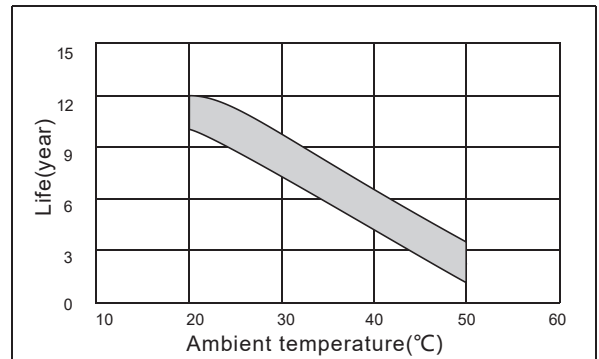
## Charging characteristic



## The effect of temperature on capacity



## The effect of temperature on float life



### Constant Current Discharge Characteristics Unit:A (25°C,77°F)

FV/Time	5min	10min	15min	30min	45min	1h	1.5h	2h	3h	4h	5h	6h	8h	10h	20h
1.60V	288	191	165	100	67.5	55.0	38.1	35.4	25.6	18.3	16.9	13.5	11.1	9.36	5.07
1.65V	278	190	158	98.0	67.0	54.6	37.7	35.2	25.4	18.1	16.8	13.4	11.0	9.27	5.05
1.70V	269	189	155	96.0	66.6	54.3	37.3	34.9	25.0	17.9	16.6	13.2	10.9	9.18	5.02
1.75V	246	186	150	95.0	65.6	53.5	37.0	34.3	24.7	17.7	16.4	13.1	10.8	9.09	5.00
1.80V	220	181	139	91.0	63.9	52.1	36.6	33.7	24.6	17.6	16.0	13.0	10.8	9.00	4.98
1.85V	197	168	124	83.0	59.2	48.3	35.5	32.0	23.2	17.0	15.2	12.6	10.3	8.73	4.89

### Constant Power Discharge Characteristics Unit: W/cell (25°C ,77°F )

FV/Time	5min	10min	15min	30min	45min	1h	1.5h	2h	3h	4h	5h	6h	8h	10h	20h
1.60V	477	320	290	182	123	103	76.0	66.8	48.8	36.0	32.1	26.4	21.6	18.0	10.0
1.65V	460	319	284	179	123	102	75.1	66.6	48.2	35.6	31.9	26.1	21.4	17.8	10.0
1.70V	459	317	281	178	122	102	74.3	66.4	47.9	35.2	31.7	25.8	21.3	17.6	9.95
1.75V	427	314	278	178	121	101	73.9	66.0	47.6	35.0	31.5	25.7	21.2	17.5	9.91
1.80V	392	311	263	173	120	99.8	73.0	65.8	47.5	34.6	31.1	25.4	21.0	17.3	9.86
1.85V	353	292	233	158	112	93.5	71.7	62.8	45.1	34.0	29.7	24.9	20.3	17.0	9.76