

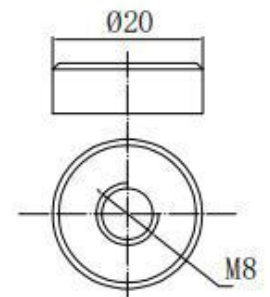
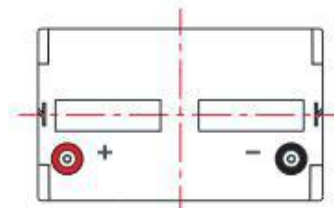
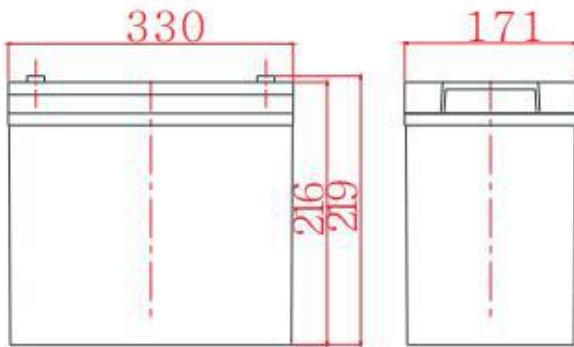
## General Features

- ▶ High corrosion resistant performance: Pb-Ca multi-alloy grid
- ▶ High energy density and power density
- ▶ Optimized capability of instant high-current discharging
- ▶ Excellent charge acceptance ability
- ▶ Excellent deep cycle discharge capability
- ▶ Strong high and low temperature performance
- ▶ Precision sealing technology
- ▶ Long life



**Dimension: 330(L) × 171(W) × 216(H) × 219(TH)**

**Unit: mm**



Terminal Dimensions

Specification	
Nominal Voltage	12V
Nominal Capacity	90Ah
Design life	10 years
Terminal	M8
Approx. Weight	Approx. 27.0kg (59.5lbs)
Container Material	ABS
short-circuit current	2033A
Internal resistance(Full charged at 25°C: )	5.9 mΩ
Self discharge	3% of capacity declined per month at 25°C
Operating Temperature	
Discharge:	-20 ~50°C(-4~ 122°F)
Charge :	-20 ~50°C(-4~ 122°F)
Storage:	-20 ~50°C(-4~ 122°F)
Charge Method(25 °C)	
Charge current:	Max. 22.5A; Recom. 9.0A
Float charge: 13.5-13.8V	recom. 13.8V(-18mV/ °C)
Equalize charge: 13.8-14.1V	recom. 14.1V(-24mV/ °C)
Cycle charge: 14.4-15.0V	recom. 14.7V(-30mV/ °C)

## Standards

Executive standard YD/T 799-2010

## Applications

- ▶ UPS/EPS
- ▶ Power systems
- ▶ Telecommunications system
- ▶ Emergency lighting, Auto control system
- ▶ Solar/wind generating storage cyclic
- ▶ Other general purpose

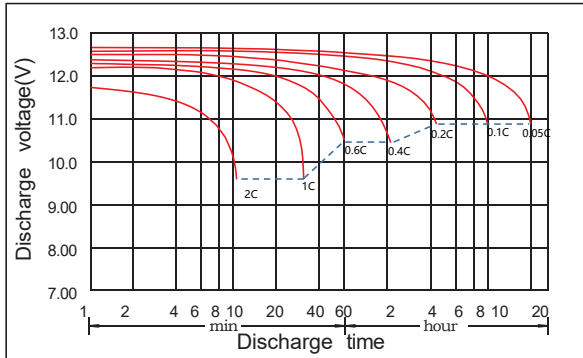
## Rated Capacity

10Hour Rate (9.00A to 10.8V)	90.0Ah
3Hour Rate (24.6A to 10.2V)	73.8Ah
1Hour Rate (60.6A to 9.6V)	60.6Ah

## Attain Certificate



## Discharge characteristic



## Charging characteristic



## The effect of temperature on capacity



## The effect of temperature on float life



### Constant Current Discharge Characteristics Unit:A (25°C,77°F)

FV/Time	5min	10min	15min	30min	45min	1h	1.5h	2h	3h	4h	5h	6h	8h	10h	20h
1.60V	317	211	170	104	74.3	60.6	38.1	34.8	25.2	18.3	16.9	13.5	11.1	9.36	4.91
1.65V	307	209	165	102	73.8	60.2	37.7	34.6	25.0	18.1	16.8	13.4	11.0	9.27	4.89
1.70V	295	208	162	100	73.4	59.8	37.3	34.3	24.6	17.9	16.6	13.2	10.9	9.18	4.86
1.75V	271	205	156	99.2	72.3	58.9	37.0	33.8	24.3	17.7	16.4	13.1	10.8	9.09	4.84
1.80V	243	200	146	94.9	70.4	57.4	36.6	33.2	24.2	17.6	16.0	13.0	10.8	9.00	4.82
1.85V	217	185	130	86.6	65.3	53.2	35.5	31.5	22.8	17.0	15.2	12.6	10.3	8.73	4.73

### Constant Power Discharge Characteristics Unit: W/cell (25°C ,77°F )

FV/Time	5min	10min	15min	30min	45min	1h	1.5h	2h	3h	4h	5h	6h	8h	10h	20h
1.60V	532	359	300	188	138	115	76.0	65.7	48.0	36.0	32.1	26.4	21.6	18.0	9.72
1.65V	511	356	295	186	137	114	75.1	65.5	47.4	35.6	31.9	26.1	21.4	17.8	9.68
1.70V	509	353	291	186	136	113	74.3	65.3	47.1	35.2	31.7	25.8	21.3	17.6	9.63
1.75V	474	349	290	185	134	112	73.9	64.9	46.8	35.0	31.5	25.7	21.2	17.5	9.59
1.80V	436	346	274	180	133	111	73.0	64.7	46.7	34.6	31.1	25.4	21.0	17.3	9.54
1.85V	389	321	245	165	124	103	71.7	61.8	44.4	34.0	29.7	24.9	20.3	17.0	9.45