

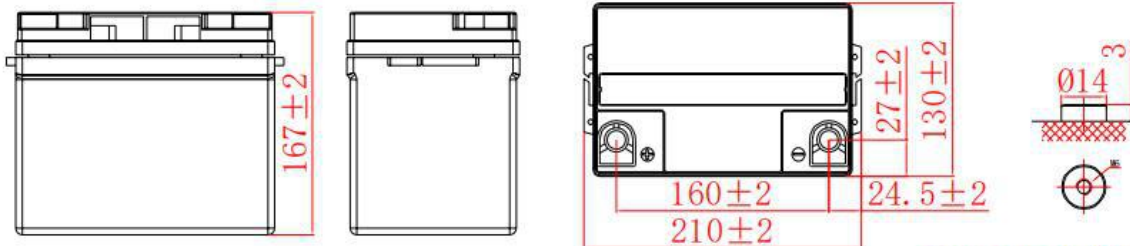
General Features

- ▶ High corrosion resistant performance: Pb-Ca multi-alloy grid
- ▶ High energy density and power density
- ▶ Optimized capability of instant high-current discharging
- ▶ Excellent charge acceptance ability
- ▶ Excellent deep cycle discharge capability
- ▶ Strong high and low temperature performance
- ▶ Precision sealing technology
- ▶ Long life



Dimension: 210(L) × 130(W) × 167(H) × 167(TH)

Unit: mm



Terminal Dimensions

Specification	
Nominal Voltage	12V
Nominal Capacity	33Ah
Design life	10 years
Terminal	M6
Approx. Weight	Approx. 10.0kg (22.0lbs)
Container Material	ABS
short-circuit current	1090A
Internal resistance(Full charged at 25°C:)	11.0 mΩ
Self discharge	3% of capacity declined per month at 25°C
Operating Temperature	
Discharge:	-20 ~50°C(-4~ 122°F)
Charge :	-20 ~50°C(-4~ 122°F)
Storage:	-20 ~50°C(-4~ 122°F)
Charge Method(25 °C)	
Charge current:	Max. 8.3A; Recom. 3.3A
Float charge: 13.5-13.8V	recom. 13.8V(-18mV/ °C)
Equalize charge: 13.8-14.1V	recom. 14.1V(-24mV/ °C)
Cycle charge: 14.4-15.0V	recom. 14.7V(-30mV/ °C)

Standards

Executive standard YD/T 799-2010


Applications

- ▶ UPS/EPS
- ▶ Power systems
- ▶ Telecommunications system
- ▶ Emergency lighting, Auto control system
- ▶ Solar/wind generating storage cyclic
- ▶ Other general purpose

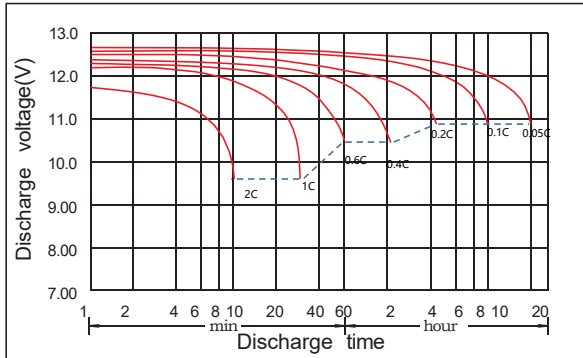
Rated Capacity

10Hour Rate (3.30A to 10.8V)	33.0Ah
3Hour Rate (9.02A to 10.2V)	27.1Ah
1Hour Rate (22.2A to 9.6V)	22.2Ah

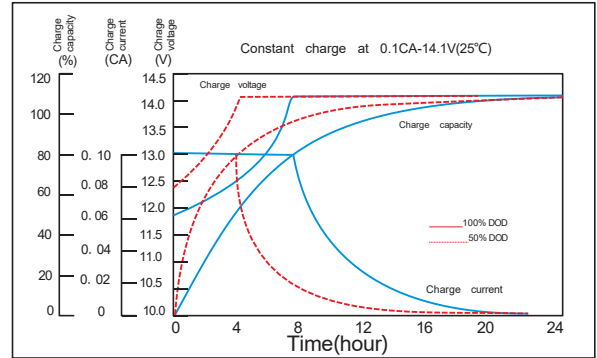
Attain Certificate



Discharge characteristic



Charging characteristic



The effect of temperature on capacity



The effect of temperature on float life



Constant Current Discharge Characteristics Unit:A (25°C,77°F)

FV/Time	5min	10min	15min	30min	45min	1h	1.5h	2h	3h	4h	5h	6h	8h	10h	20h
1.60V	116	77.3	62.5	38.0	27.2	22.2	13.9	12.7	9.25	6.69	6.21	4.94	4.08	3.43	1.80
1.65V	113	76.9	60.6	37.4	27.1	22.1	13.8	12.7	9.15	6.63	6.14	4.90	4.04	3.43	1.79
1.70V	108	76.2	59.3	36.7	26.9	21.9	13.7	12.6	9.02	6.57	6.08	4.86	4.01	3.37	1.78
1.75V	100	75.2	57.3	36.4	26.5	21.6	13.5	12.4	8.93	6.49	6.02	4.80	3.98	3.33	1.78
1.80V	89.2	73.4	53.5	34.8	25.9	21.1	13.4	12.2	8.86	6.44	5.85	4.76	3.95	3.30	1.77
1.85V	79.6	67.9	47.7	31.8	23.9	19.5	13.0	11.5	8.34	6.24	5.56	4.61	3.78	3.20	1.74

Constant Power Discharge Characteristics Unit: W/cell (25°C ,77°F)

FV/Time	5min	10min	15min	30min	45min	1h	1.5h	2h	3h	4h	5h	6h	8h	10h	20h
1.60V	195	131	110	68.8	50.4	42.0	27.9	24.1	17.6	13.2	11.8	9.68	7.92	6.60	3.56
1.65V	188	130	108	68.1	50.0	41.7	27.6	24.0	17.4	13.1	11.7	9.58	7.86	6.53	3.55
1.70V	187	129	107	68.1	49.7	41.4	27.3	23.9	17.3	12.9	11.6	9.49	7.82	6.47	3.53
1.75V	174	128	106	67.8	49.2	41.0	27.0	23.8	17.2	12.8	11.5	9.39	7.76	6.40	3.51
1.80V	160	127	100	66.2	48.8	40.7	26.8	23.7	17.1	12.7	11.4	9.30	7.69	6.34	3.50
1.85V	143	118	89.7	60.7	45.4	37.8	26.3	22.7	16.3	12.5	10.9	9.15	7.43	6.24	3.47