

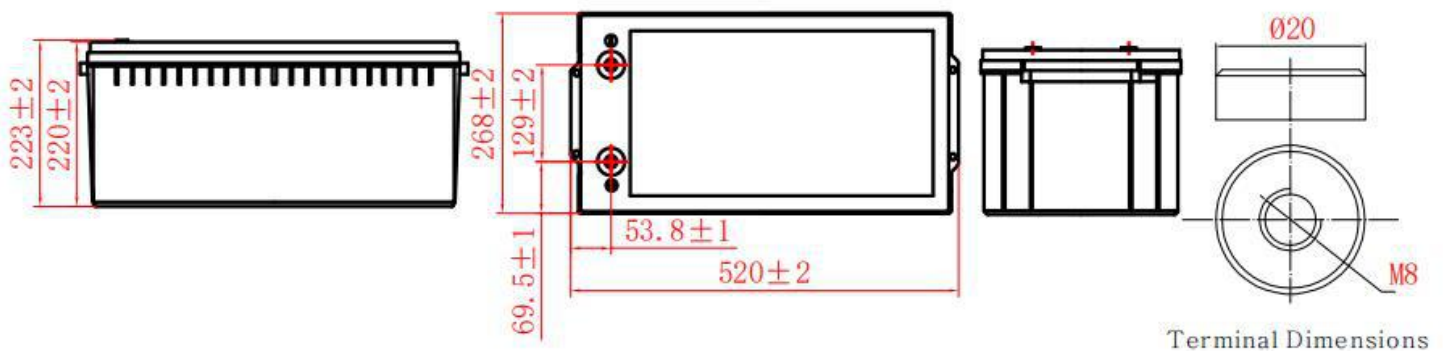
General Features

- ▶ High corrosion resistant performance: Pb-Ca multi-alloy grid
- ▶ High energy density and power density
- ▶ Optimized capability of instant high-current discharging
- ▶ Excellent charge acceptance ability
- ▶ Excellent deep cycle discharge capability
- ▶ Strong high and low temperature performance
- ▶ Precision sealing technology
- ▶ Long life



Dimension: 520(L) × 268(W) × 220(H) × 223(TH)

Unit: mm



Specification	
Nominal Voltage	12V
Nominal Capacity	250Ah
Design life	10 years
Terminal	M8
Approx. Weight	Approx 68.0kg (150lbs)
Container Material	ABS
short-circuit current	3157A
Internal resistance(Full charged at 25°C:)	3.8 mΩ
Self discharge	3% of capacity declined per month at 25°C
Operating Temperature	
Discharge:	-20 ~50°C(-4~ 122°F)
Charge :	-20 ~50°C(-4~ 122°F)
Storage:	-20 ~50°C(-4~ 122°F)
Charge Method(25 °C)	
Charge current:	Max. 62.5A; Recom. 25A
Float charge: 13.5-13.8V	recom. 13.8V(-18mV/ °C)
Equalize charge: 13.8-14.1V	recom. 14.1V(-24mV/ °C)
Cycle charge: 14.4-15.0V	recom. 14.7V(-30mV/ °C)

Standards

Executive standard YD/T 799-2010

Applications

- ▶ UPS/EPS
- ▶ Power systems
- ▶ Telecommunications system
- ▶ Emergency lighting, Auto control system
- ▶ Solar/wind generating storage cyclic
- ▶ Other general purpose

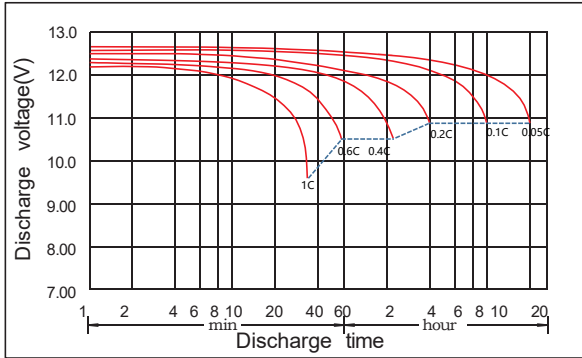
Rated Capacity

10Hour Rate (25.0A to 10.8V)	250.0Ah
3Hour Rate (67.0A to 10.2V)	201.0Ah
1Hour Rate (165A to 9.6V)	165.0Ah

Attain Certificate



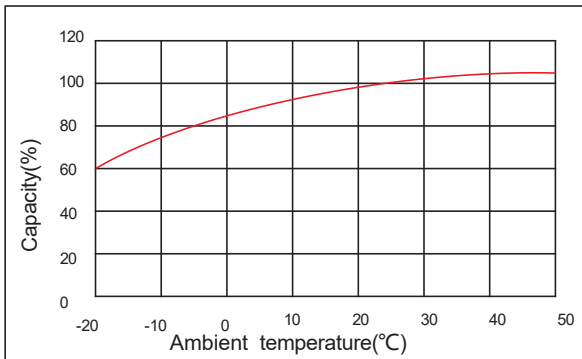
Discharge characteristic



Charging characteristic



The effect of temperature on capacity



The effect of temperature on float life



Constant Current Discharge Characteristics Unit:A (25°C,77°F)

FV/Time	5min	10min	15min	30min	45min	1h	1.5h	2h	3h	4h	5h	6h	8h	10h	20h
1.60V	306	306	306	225	195	165	104	94.6	68.7	49.7	46.1	36.8	30.3	25.8	13.7
1.65V	301	301	301	221	193	164	103	94.1	67.9	49.3	45.7	36.5	30.0	25.6	13.6
1.70V	289	289	289	218	190	163	102	93.4	67.0	48.7	45.2	36.1	29.8	25.4	13.5
1.75V	266	266	266	216	188	161	101	91.9	66.2	48.3	44.7	35.8	29.5	25.2	13.5
1.80V	238	238	238	207	181	156	100	90.3	65.8	47.8	44.3	35.3	29.3	25.0	13.4
1.85V	212	212	212	189	167	145	96.8	85.8	61.9	46.5	41.3	34.3	28.1	23.8	13.2

Constant Power Discharge Characteristics Unit: W/cell (25°C ,77°F)

FV/Time	5min	10min	15min	30min	45min	1h	1.5h	2h	3h	4h	5h	6h	8h	10h	20h
1.60V	520	520	520	442	382	324	205	186	135	97.9	90.7	72.4	60.0	51.1	27.0
1.65V	512	512	512	434	377	322	203	185	134	97.1	90.0	71.8	59.4	50.7	26.9
1.70V	491	491	491	426	373	320	201	184	132	96.0	89.0	71.0	59.0	50.3	26.8
1.75V	452	452	452	423	369	316	199	181	131	95.2	88.0	70.5	58.4	49.9	26.6
1.80V	404	404	404	405	355	307	197	178	130	94.2	85.5	69.5	58.0	49.5	26.5
1.85V	363	363	363	372	329	287	192	170	123	92.0	81.7	67.9	56.0	47.4	26.3