

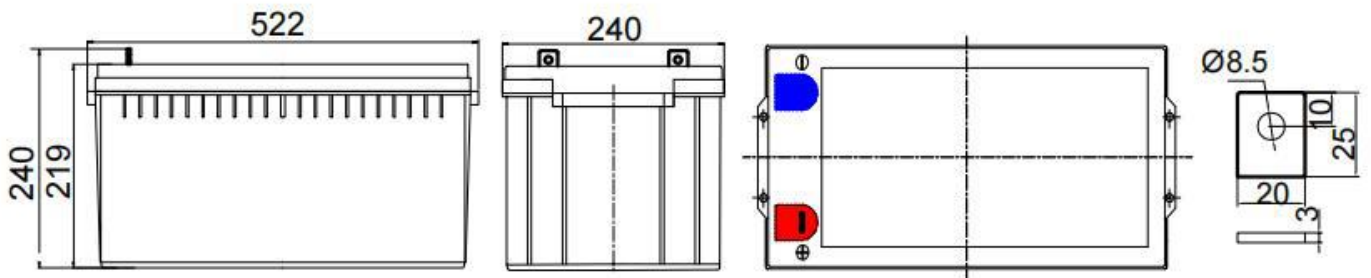
## General Features

- ▶ High corrosion resistant performance: Pb-Ca multi-alloy grid
- ▶ High energy density and power density
- ▶ Optimized capability of instant high-current discharging
- ▶ Excellent charge acceptance ability
- ▶ Excellent deep cycle discharge capability
- ▶ Strong high and low temperature performance
- ▶ Precision sealing technology
- ▶ Long life



**Dimension: 522(L) × 240(W) × 219(H) × 240(TH)**

**Unit: mm**



Terminal Dimensions

Specification	
Nominal Voltage	12V
Nominal Capacity	200Ah
Design life	10 years
Terminal	F16
Approx. Weight	Approx 59.0kg (130lbs)
Container Material	ABS
short-circuit current	2400A
Internal resistance(Full charged at 25°C: )	5.0 mΩ
Self discharge	3% of capacity declined per month at 25°C
Operating Temperature	
Discharge:	-20 ~50°C(-4~ 122°F)
Charge :	-20 ~50°C(-4~ 122°F)
Storage:	-20 ~50°C(-4~ 122°F)
Charge Method(25 °C)	
Charge current:	Max. 50A;Recom.20A
Float charge:13.5-13.8V	recom.13.8V(-18mV/ °C)
Equalize charge:13.8-14.1V	recom.14.1V(-24mV/ °C)
Cycle charge:14.4-15.0V	recom.14.7V(-30mV/ °C)

## Standards

Executive standard YD/T 799-2010

## Applications

- ▶ UPS/EPS
- ▶ Power systems
- ▶ Telecommunications system
- ▶ Emergency lighting, Auto control system
- ▶ Solar/wind generating storage cyclic
- ▶ Other general purpose

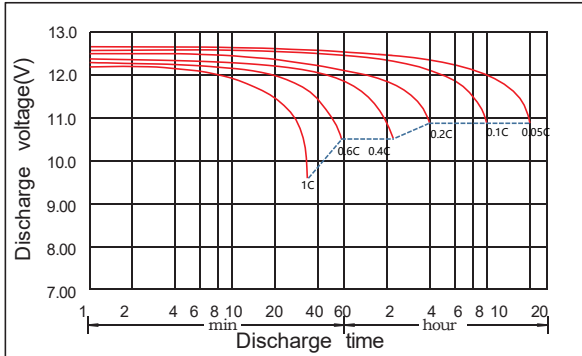
## Rated Capacity

10Hour Rate (20.0A to 10.8V)	200.0Ah
3Hour Rate (56.8A to 10.2V)	170.4Ah
1Hour Rate (140A to 9.6V)	140.0Ah

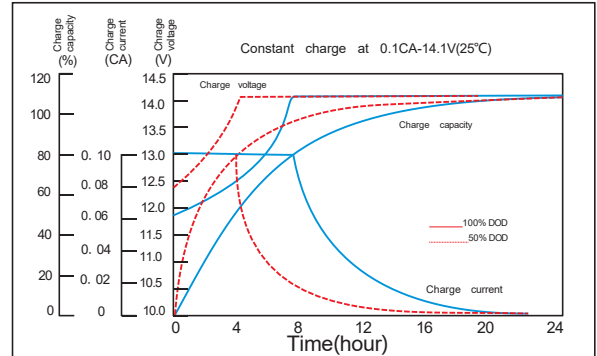
## Attain Certificate



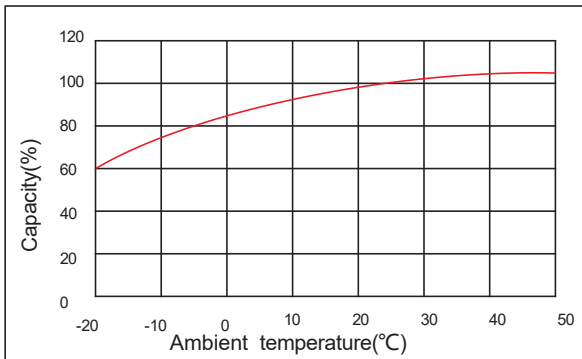
## Discharge characteristic



## Charging characteristic



## The effect of temperature on capacity



## The effect of temperature on float life



### Constant Current Discharge Characteristics Unit:A (25°C,77°F)

FV/Time	5min	10min	15min	30min	45min	1h	1.5h	2h	3h	4h	5h	6h	8h	10h	20h
1.60V	306	306	306	191	165	140	88.0	80.1	58.2	42.1	39.0	31.1	25.6	21.0	11.1
1.65V	301	301	301	188	163	139	87.2	79.7	57.5	41.7	38.7	30.9	25.4	20.8	11.0
1.70V	289	289	289	184	161	138	86.3	79.1	56.8	41.3	38.3	30.5	25.2	20.6	10.8
1.75V	266	266	266	183	160	136	85.5	77.9	56.1	40.9	37.8	30.3	25.0	20.4	10.6
1.80V	238	238	238	175	153	132	84.7	76.4	55.7	40.5	36.8	29.9	24.8	20.0	10.5
1.85V	212	212	212	160	141	123	82.0	72.6	52.5	39.3	34.9	29.1	23.8	19.4	10.2

### Constant Power Discharge Characteristics Unit: W/cell (25°C ,77°F )

FV/Time	5min	10min	15min	30min	45min	1h	1.5h	2h	3h	4h	5h	6h	8h	10h	20h
1.60V	520	520	520	374	324	274	173	158	115	82.9	76.8	61.3	50.8	41.6	22.0
1.65V	512	512	512	368	320	273	172	157	113	82.2	76.2	60.8	50.3	41.2	21.7
1.70V	491	491	491	361	316	271	170	156	112	81.3	75.4	60.2	50.0	40.8	21.4
1.75V	452	452	452	359	313	268	168	153	111	80.6	74.6	59.7	49.5	40.4	21.0
1.80V	404	404	404	343	301	260	167	151	110	79.8	72.4	58.9	49.1	39.6	20.7
1.85V	363	363	363	315	278	243	162	144	104	77.9	69.2	57.5	47.4	38.7	20.4