

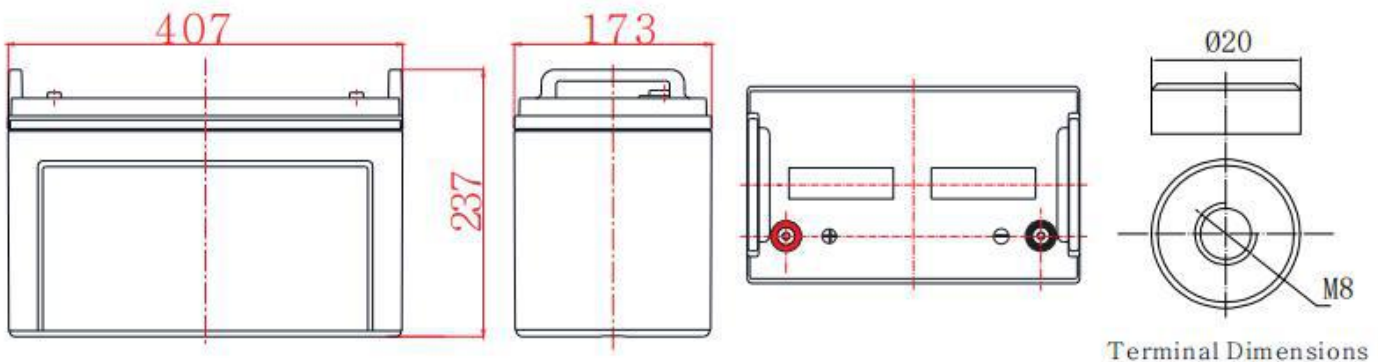
## General Features

- ▶ High corrosion resistant performance: Pb-Ca multi-alloy grid
- ▶ High energy density and power density
- ▶ Optimized capability of instant high-current discharging
- ▶ Excellent charge acceptance ability
- ▶ Excellent deep cycle discharge capability
- ▶ Strong high and low temperature performance
- ▶ Precision sealing technology
- ▶ Long life



**Dimension: 407(L) × 173(W) × 237(H) × 237(TH)**

**Unit: mm**



Terminal Dimensions

Specification	
Nominal Voltage	12V
Nominal Capacity	120Ah
Design life	10 years
Terminal	M8
Approx. Weight	Approx 33.5kg (73.8lbs)
Container Material	ABS
short-circuit current	2500A
Internal resistance(Full charged at 25°C: )	4.8 mΩ
Self discharge	3% of capacity declined per month at 25°C
Operating Temperature	
Discharge:	-20 ~50°C(-4~ 122°F)
Charge :	-20 ~50°C(-4~ 122°F)
Storage:	-20 ~50°C(-4~ 122°F)
Charge Method(25 °C)	
Charge current:	Max. 30.0A; Recom. 12A
Float charge: 13.5-13.8V	recom. 13.8V(-18mV/ °C)
Equalize charge: 13.8-14.1V	recom. 14.1V(-24mV/ °C)
Cycle charge: 14.4-15.0V	recom. 14.7V(-30mV/ °C)

## Standards

Executive standard YD/T 799-2010

## Applications

- ▶ UPS/EPS
- ▶ Power systems
- ▶ Telecommunications system
- ▶ Emergency lighting, Auto control system
- ▶ Solar/wind generating storage cyclic
- ▶ Other general purpose

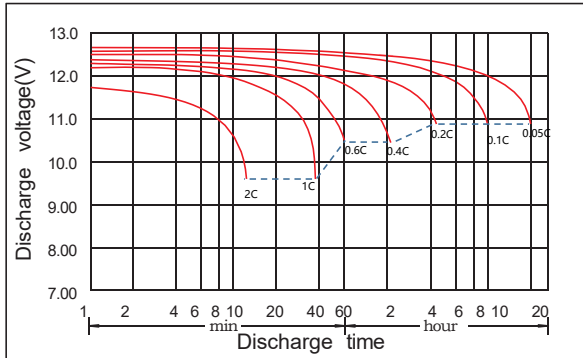
## Rated Capacity

20Hour Rate (6.00A to 10.5V)	120.0Ah
3Hour Rate (31.9A to 10.2V)	95.7Ah
1Hour Rate (73.8A to 9.6V)	73.8Ah

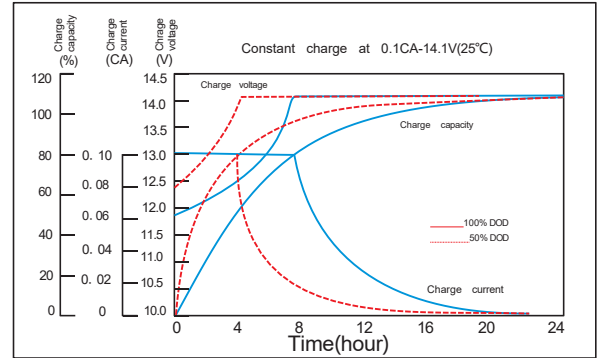
## Attain Certificate



## Discharge characteristic



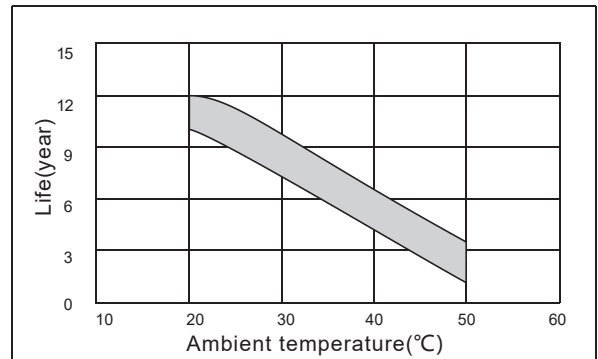
## Charging characteristic



## The effect of temperature on capacity



## The effect of temperature on float life



### Constant Current Discharge Characteristics Unit:A (25°C,77°F)

FV/Time	5min	10min	15min	30min	45min	1h	1.5h	2h	3h	4h	5h	6h	8h	10h	20h
1.60V	306	263	199	120	93.1	73.8	49.8	45.7	32.8	23.7	22.0	17.6	14.5	12.2	6.26
1.65V	301	256	189	118	91.9	73.5	49.2	45.1	32.5	23.5	21.8	17.4	14.3	12.1	6.18
1.70V	289	253	187	116	90.7	72.9	48.6	44.5	31.9	23.3	21.6	17.2	14.2	12.0	6.09
1.75V	266	244	185	115	90.1	72.0	48.3	43.9	31.6	23.1	21.4	17.1	14.1	11.9	6.00
1.80V	238	226	169	110	86.6	70.0	47.7	43.0	31.3	22.9	20.8	16.9	14.0	11.7	5.91
1.85V	212	210	153	100	79.6	65.0	46.2	41.0	29.6	22.2	19.7	16.4	13.4	11.4	5.77

### Constant Power Discharge Characteristics Unit: W/cell (25°C ,77°F )

FV/Time	5min	10min	15min	30min	45min	1h	1.5h	2h	3h	4h	5h	6h	8h	10h	20h
1.60V	520	461	358	216	172	141	96.5	88.6	63.6	46.0	42.7	34.2	28.1	23.7	12.3
1.65V	512	447	340	212	170	140	95.4	87.4	63.0	45.6	42.4	34.0	28.0	23.6	12.1
1.70V	491	444	337	209	168	139	94.3	86.3	61.9	45.1	41.9	33.4	27.8	23.4	11.9
1.75V	452	426	333	207	167	138	93.7	85.1	61.3	44.8	41.4	33.2	27.6	23.1	11.8
1.80V	404	396	305	198	160	134	92.6	83.5	60.8	44.3	40.3	32.7	27.3	22.8	11.6
1.85V	363	370	277	182	148	125	90.2	79.9	57.6	43.3	38.5	32.0	26.3	22.3	11.4