

## JM12-100

Executive standard YD/T 799-2010

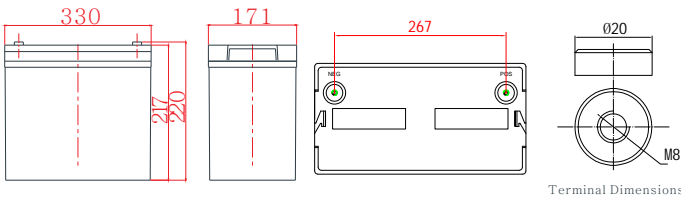


### General Features

- High corrosion resistant performance: Pb-Ca multi-alloy grid
- High energy density and power density
- Optimized capability of instant high-current discharging
- Excellent charge acceptance ability
- Excellent deep cycle discharge capability
- Strong high and low temperature performance
- Precision sealing technology
- Long life



Dimension: 330(L) × 171(W) × 217(H) × 220(TH) Unit: mm



### Applications

- UPS/EPS
- Power systems
- Telecommunications system
- Emergency lighting, Auto control system
- Solar/wind generating storage cyclic
- Other general purpose

### Specification

Nominal Voltage	12V
Nominal Capacity	100Ah
Design life	10 years
Terminal	M8
Approx. Weight	Approx 30.0kg (66.13lbs)
Container Material	ABS
Rated Capacity	<b>100Ah</b> 10Hour Rate (10.0A to 10.8V)
	<b>82.5Ah</b> 3Hour Rate (27.5A to 10.2V)
	<b>67.4Ah</b> 1Hour Rate (67.4A to 9.60V)
Internal resistance	Full charged at 25°C: 4.0mΩ
Max. Discharge Current	1200A(5S)
Operating Temperature	Discharge: -20 ~50°C (-4 ~ 122°F)
	Charge: -20 ~50°C (-4 ~ 122°F)
	Storage: -20 ~50°C (-4 ~ 122°F)
Charge current:	Max. 25A ; Recom. 10A
Charge Method (25 °C)	Float Charge: 13.5-13.8V, recom. 13.8V (-18mV/ °C)
	Equalize charge: 13.8-14.1V, recom. 14.1V (-24mV/ °C)
	Cycle charge: 14.4-15.0V, recom. 14.7V (-30mV/ °C)
Self discharge	3% of capacity declined per month at 25°C

### Constant Current Discharge Characteristics Unit: A (25°C, 77°F)

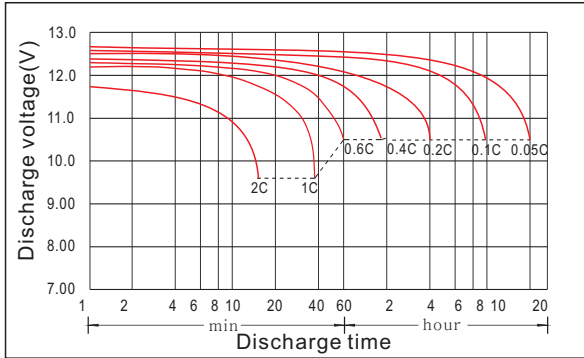
FV/Time	5min	10min	15min	30min	45min	1h	1.5h	2h	3h	4h	5h	6h	8h	10h	20h
1.60V	354	236	219	116	83.3	67.4	42.7	38.8	28.2	20.5	18.9	15.1	12.4	10.5	5.49
1.65V	343	234	212	114	82.6	67.0	42.3	38.6	27.9	20.3	18.7	15.0	12.3	10.4	5.46
1.70V	330	232	209	112	81.9	66.5	41.9	38.3	27.5	20.1	18.5	14.8	12.2	10.3	5.43
1.75V	303	229	202	111	80.7	65.5	41.5	37.7	27.2	19.9	18.3	14.7	12.1	10.2	5.41
1.80V	272	223	188	106	78.6	63.8	40.7	37.0	27.0	19.5	17.8	14.4	12.0	10.0	5.38
1.85V	242	207	167	97.0	72.9	59.1	39.7	35.2	25.4	19.0	16.9	14.1	11.5	9.75	5.29

### Constant Power Discharge Characteristics Unit: W/cell (25°C, 77°F)

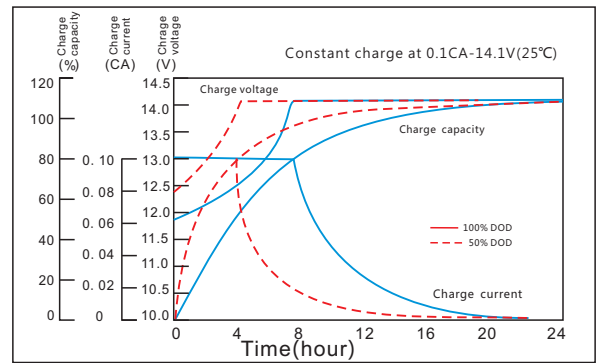
FV/Time	5min	10min	15min	30min	45min	1h	1.5h	2h	3h	4h	5h	6h	8h	10h	20h
1.60V	594	399	387	209	154	127	84.8	73.4	53.6	40.2	35.9	29.5	24.1	20.1	10.9
1.65V	571	396	380	207	152	126	84.0	73.2	52.9	39.8	35.7	29.2	23.9	19.9	10.8
1.70V	568	393	375	207	151	125	83.1	72.9	52.6	39.4	35.4	28.9	23.8	19.7	10.8
1.75V	530	390	373	206	150	124	82.3	72.5	52.3	39.0	35.2	28.6	23.6	19.5	10.7
1.80V	487	387	352	202	149	123	81.4	72.3	52.1	38.6	34.8	28.3	23.4	19.3	10.7
1.85V	434	359	315	185	138	114	80.2	69.0	49.5	38.0	33.2	27.9	22.6	19.0	10.6

# JM12-100

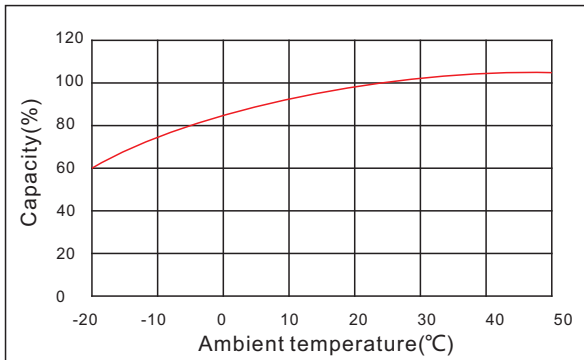
**Discharge characteristic**



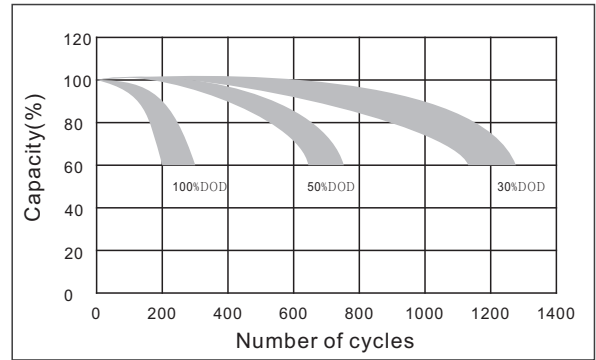
**Charging characteristic**



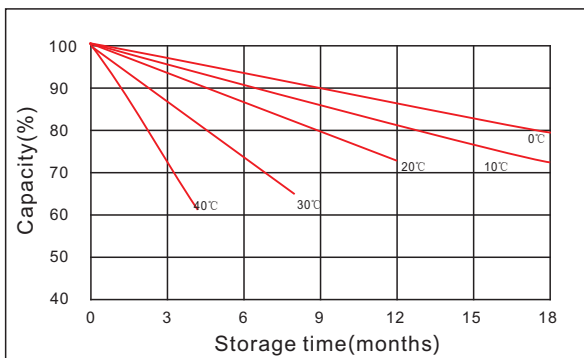
**The effect of temperature on capacity**



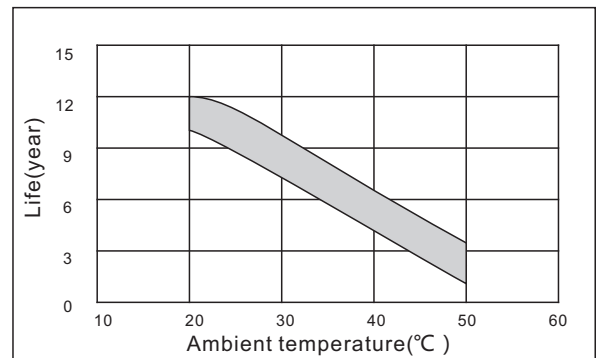
**The effect of discharge depth on cycle life**



**Curves of self-discharge**



**The effect of temperature on float life**



[www.kiju.com.cn](http://www.kiju.com.cn)    [info@kiju.com.cn](mailto:info@kiju.com.cn)

**Jiangxi Jingjiu Power Science&Technology Co. Ltd.**  
Add: 1388 Fushan No.1 Street, Xiaolan Economic Development Zone, Nanchang City, Jiangxi Province, China.

+86-791-85982779    +86-791-85989842

**Jiangxi Jingjiu Power ( Jiujiang ) Co. Ltd.**  
Add: Xiwang Rd, Aicheng Industrial Park, Yongxiu Country, jiujiang City, Jiangxi Province, China.

