

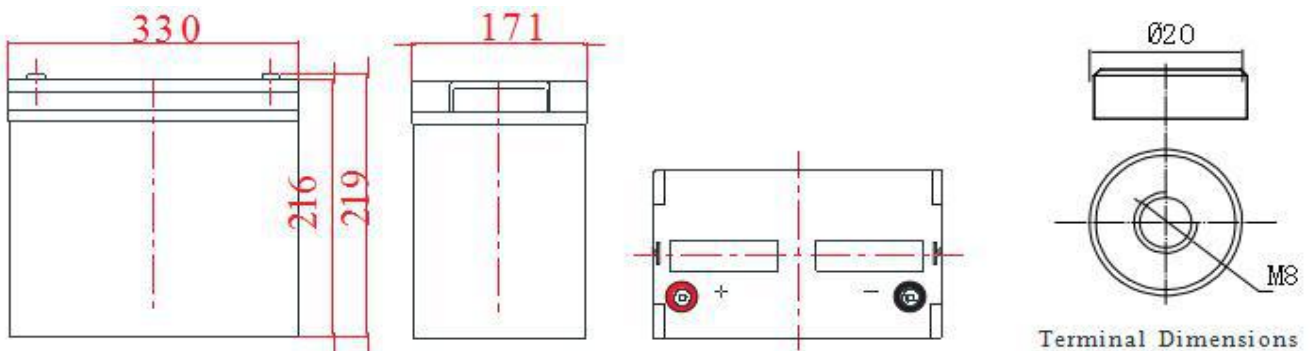
General Features

- ▶ High corrosion resistant performance: Pb-Ca multi-alloy grid
- ▶ High energy density and power density
- ▶ Optimized capability of instant high-current discharging
- ▶ Excellent charge acceptance ability
- ▶ Excellent deep cycle discharge capability
- ▶ Strong high and low temperature performance
- ▶ Precision sealing technology
- ▶ Long life



Dimension: 330(L) × 171(W) × 216(H) × 219(TH)

Unit: mm



Specification	
Nominal Voltage	12V
Nominal Capacity	100Ah
Design life	10 years
Terminal	M8
Approx. Weight	Approx 30.8kg (67.9lbs)
Container Material	ABS
short-circuit current	2307A
Internal resistance(Full charged at 25°C:)	5.2 mΩ
Self discharge	3% of capacity declined per month at 25°C
Operating Temperature	
Discharge:	-20 ~50°C(-4~ 122°F)
Charge :	-20 ~50°C(-4~ 122°F)
Storage:	-20 ~50°C(-4~ 122°F)
Charge Method(25 °C)	
Charge current:	Max. 25A;Recom.10A
Float charge:13.5-13.8V	recom.13.8V(-18mV/ °C)
Equalize charge:13.8-14.1V	recom.14.1V(-24mV/ °C)
Cycle charge:14.4-15.0V	recom.14.7V(-30mV/ °C)

Standards

Executive standard YD/T 799-2010

Applications

- ▶ UPS/EPS
- ▶ Power systems
- ▶ Telecommunications system
- ▶ Emergency lighting, Auto control system
- ▶ Solar/wind generating storage cyclic
- ▶ Other general purpose

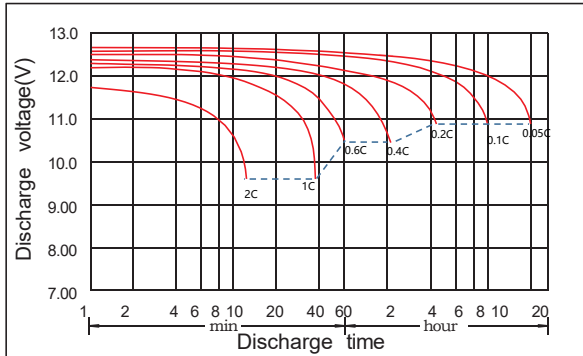
Rated Capacity

10Hour Rate (10.0A to 10.8V)	100Ah
3Hour Rate (27.5A to 10.2V)	82.5Ah
1Hour Rate (67.7A to 9.6V)	67.7Ah

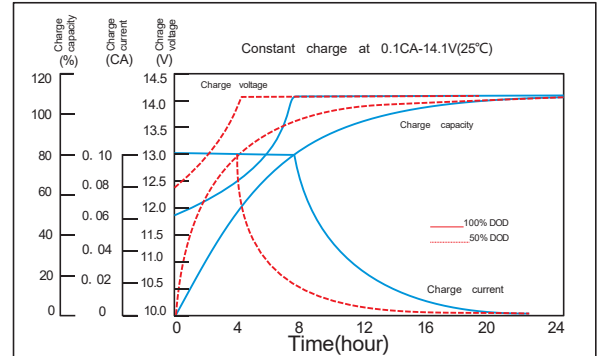
Attain Certificate



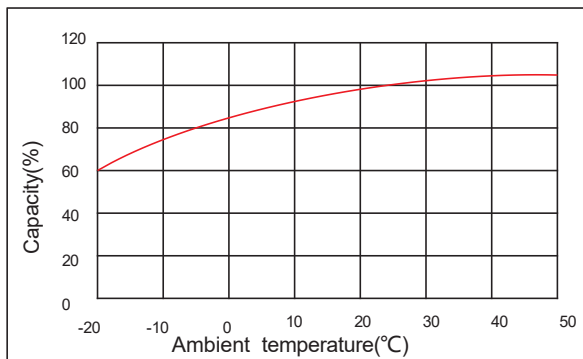
Discharge characteristic



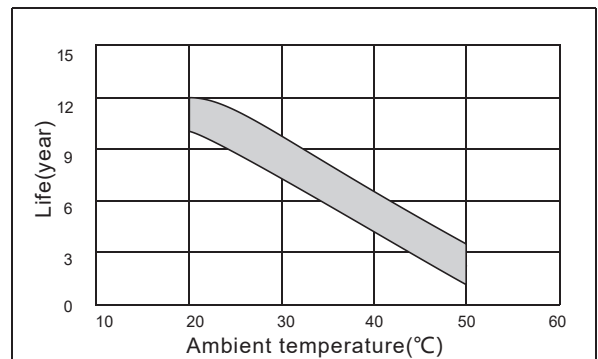
Charging characteristic



The effect of temperature on capacity



The effect of temperature on float life



Constant Current Discharge Characteristics Unit:A (25°C,77°F)

FV/Time	5min	10min	15min	30min	45min	1h	1.5h	2h	3h	4h	5h	6h	8h	10h	20h
1.60V	291	236	180	117	83	67.7	42.7	38.8	28.2	20.5	18.9	15.1	12.4	10.5	5.49
1.65V	282	229	176	115	82.6	67.3	42.3	38.6	27.9	20.3	18.7	15.0	12.3	10.4	5.46
1.70V	271	221	172	113	81.9	66.8	41.9	38.3	27.5	20.1	18.5	14.8	12.2	10.3	5.43
1.75V	249	208	166	112	80.7	65.8	41.5	37.7	27.2	19.9	18.3	14.7	12.1	10.2	5.41
1.80V	223	189	155	107	78.6	64.1	40.7	37.0	27.0	19.5	17.8	14.4	12.0	10.0	5.38
1.85V	199	168	138	97.5	72.9	59.4	39.7	35.2	25.4	19.0	16.9	14.1	11.5	9.75	5.29

Constant Power Discharge Characteristics Unit: W/cell (25°C ,77°F)

FV/Time	5min	10min	15min	30min	45min	1h	1.5h	2h	3h	4h	5h	6h	8h	10h	20h
1.60V	488	399	318	211	154	128	84.8	73.4	53.6	40.2	35.9	29.5	24.1	20.1	10.9
1.65V	469	387	313	210	152	127	84.0	73.2	52.9	39.8	35.7	29.2	23.9	19.9	10.9
1.70V	466	374	309	209	151	126	83.1	72.9	52.6	39.4	35.4	28.9	23.8	19.7	10.8
1.75V	435	353	307	208	150	125	82.3	72.5	52.3	39.0	35.2	28.6	23.6	19.5	10.8
1.80V	400	326	290	204	149	124	81.4	72.3	52.1	38.6	34.8	28.3	23.4	19.3	10.7
1.85V	357	294	260	186	138	115	80.2	69.0	49.5	38.0	33.2	27.9	22.6	19.0	10.6