

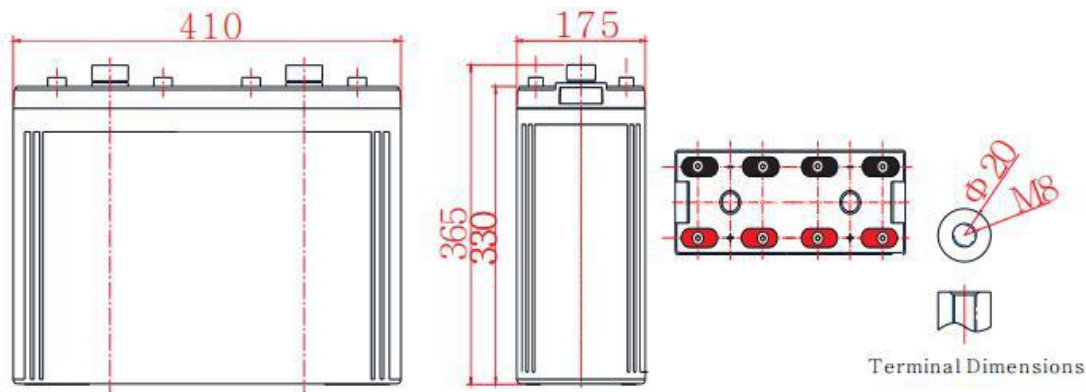
General Features

- ▶ High corrosion resistant performance: Pb-Ca multi-alloy grid
- ▶ Excellent charge acceptance ability
- ▶ Excellent deep cycle discharge capability
- ▶ Strong high and low temperature performance
- ▶ Precision sealing technology
- ▶ Long life



Dimension: 410(L) × 175(W) × 330(H) × 366(TH)

Unit: mm



Specification	
Nominal Voltage	2V
Nominal Capacity	800Ah
Design life	15 years
Terminal	M8
Approx. Weight	Approx 53.0kg (117lbs)
Container Material	ABS
short-circuit current	8333A
Internal resistance(Full charged at 25°C:)	0.24 mΩ
Self discharge	3% of capacity declined per month at 25°C
Operating Temperature	
Discharge:	-20 ~50°C(-4~ 122°F)
Charge :	-20 ~50°C(-4~ 122°F)
Storage:	-20 ~50°C(-4~ 122°F)
Charge Method(25 °C)	
Charge current:	Max. 160.0A; Recom. 80.0A
Float charge: 2.23-2.27V	recom. 2.25V(-3mV/ °C)
Equalize charge: 2.30-2.35V	recom. 2.35V(-4mV/ °C)
Cycle charge: 2.40-2.50V	recom. 2.40V(-5mV/ °C)

Standards

Executive standard YD/T 799-2010

Applications

- ▶ UPS/EPS
- ▶ Power systems
- ▶ Telecommunications system
- ▶ Auto control system
- ▶ Solar/wind generating storage cyclic
- ▶ Other general purpose

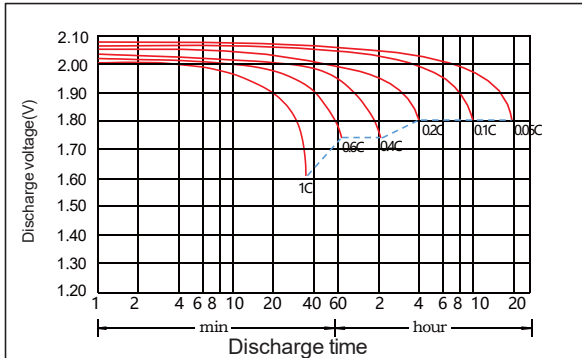
Rated Capacity

10Hour Rate (80.0A to 1.80V)	800.0Ah
3Hour Rate (200.0A to 1.80V)	600.0Ah
1Hour Rate (440.0A to 1.75V)	440.0Ah

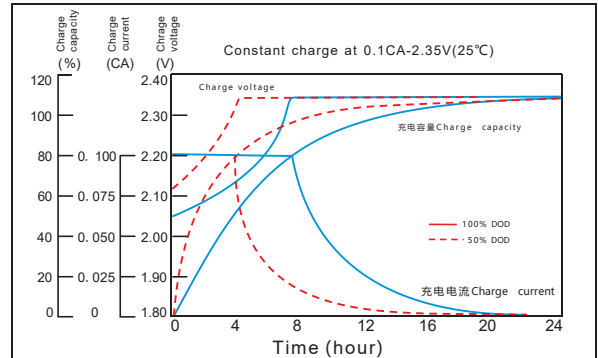
Attain Certificate



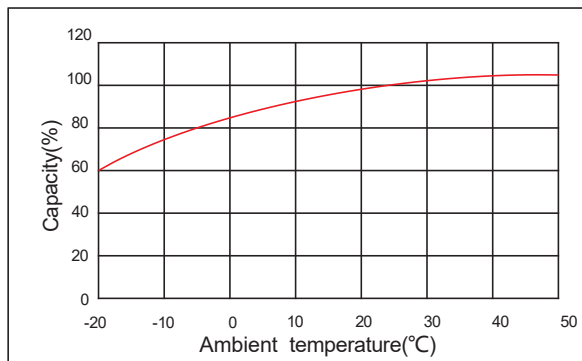
Discharge characteristic



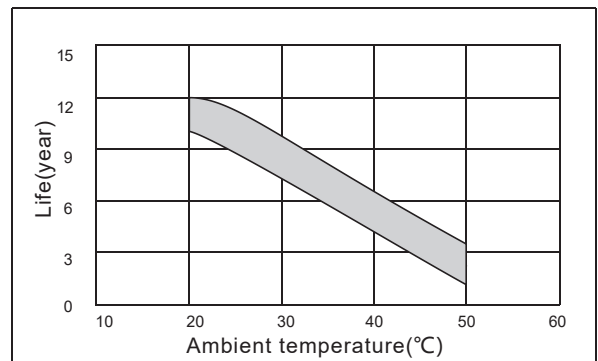
Charging characteristic



The effect of temperature on capacity



The effect of temperature on float life



Constant Current Discharge Characteristics Unit:A (25°C,77°F)

FV/Time	5min	10min	15min	30min	45min	1h	1.5h	2h	3h	4h	5h	6h	8h	10h	20h
1.60V	1413	1200	1000	653	557	461	355	315	225	169	155	125	105	86.7	44.5
1.65V	1304	1112	933	614	533	453	349	307	219	167	151	124	104	85.9	43.9
1.70V	1206	1028	863	576	509	444	344	296	213	165	150	122	102	84.5	43.4
1.75V	1074	925	791	537	488	440	339	285	207	162	146	120	101	83.2	42.7
1.80V	923	819	738	502	467	430	328	269	200	156	142	115	98.9	80.0	41.1
1.85V	808	719	648	446	416	388	323	251	190	154	138	114	96.3	79.2	40.1

Constant Power Discharge Characteristics Unit: W/cell (25°C,77°F)

FV/Time	5min	10min	15min	30min	45min	1h	1.5h	2h	3h	4h	5h	6h	8h	10h	20h
1.60V	2372	2032	1764	1196	1029	866	666	590	423	323	295	239	202	168	87.1
1.65V	2168	1878	1664	1124	987	853	656	576	412	318	291	236	199	167	86.1
1.70V	2075	1737	1551	1053	944	835	647	557	400	312	285	233	196	164	85.1
1.75V	1872	1571	1447	982	904	828	635	538	388	307	277	229	194	161	84.1
1.80V	1656	1416	1364	923	864	807	616	506	376	300	271	221	190	156	81.0
1.85V	1447	1252	1212	826	779	732	608	472	357	291	261	218	185	154	80.2