

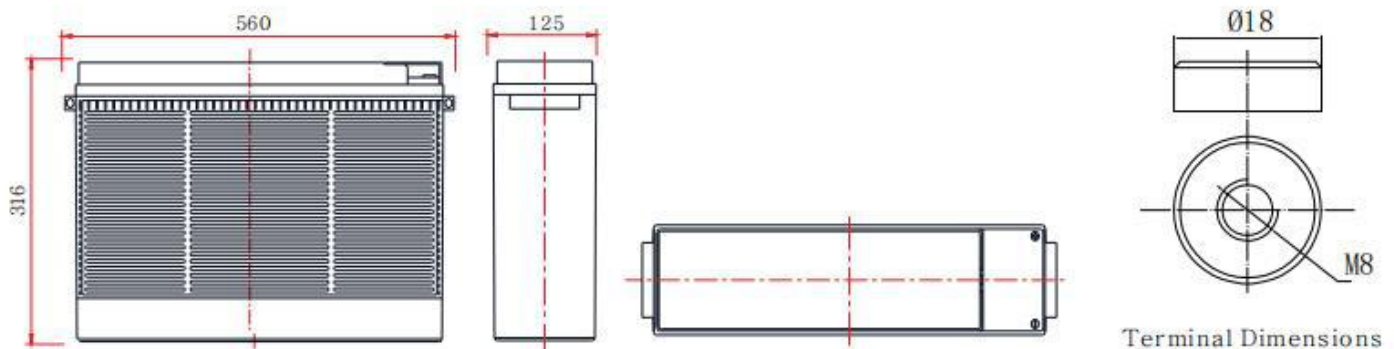
General Features

- ▶ Narrow structure and front terminal design, suitable for 19-inch and 23-inch standard cabinets
- ▶ High corrosion resistant performance: Pb-Ca multi-alloy grid
- ▶ Excellent charge acceptance ability
- ▶ Excellent deep cycle discharge capability
- ▶ Strong high and low temperature performance
- ▶ Precision sealing technology
- ▶ Long life



Dimension: 560(L) × 125(W) × 316(H) × 316(TH)

Unit: mm



Specification	
Nominal Voltage	12V
Nominal Capacity	200Ah
Design life	12 years
Terminal	M8
Approx. Weight	Approx 58.5kg (128.9lbs)
Container Material	ABS
short-circuit current	2400A
Internal resistance(Full charged at 25°C:)	5.0 mΩ
Self discharge	3% of capacity declined per month at 25°C
Operating Temperature	
Discharge:	-20 ~50°C(-4~ 122°F)
Charge :	-20 ~50°C(-4~ 122°F)
Storage:	-20 ~50°C(-4~ 122°F)
Charge Method(25 °C)	
Charge current:	Max. 50.0A; Recom. 20.0A
Float charge: 13.5-13.8V	recom. 13.8V(-18mV/ °C)
Equalize charge: 13.8-14.1V	recom. 14.1V(-24mV/ °C)
Cycle charge: 14.4-15.0V	recom. 14.7V(-30mV/ °C)

Standards

Executive standard YD/T 799-2010

Applications

- ▶ UPS/EPS
- ▶ Power systems
- ▶ Telecom outdoor integration site
- ▶ Emergency lighting, Auto control system
- ▶ Solar/wind generating storage cyclic
- ▶ Other general purpose

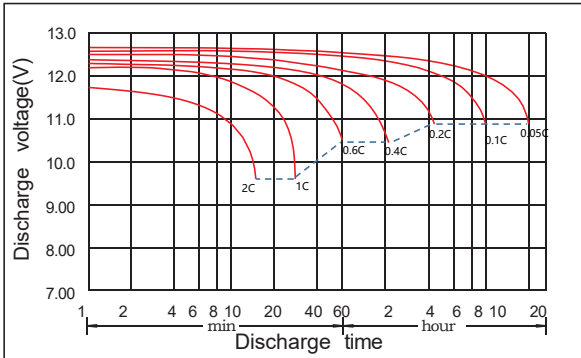
Rated Capacity

10Hour Rate (20.0A to 10.8V)	200.0Ah
3Hour Rate (51.8A to 10.2V)	155.4Ah
1Hour Rate (127A to 9.6V)	127.0Ah

Attain Certificate



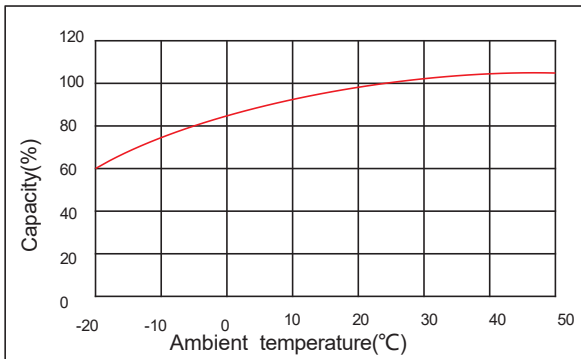
Discharge characteristic



Charging characteristic



The effect of temperature on capacity



The effect of temperature on float life



Constant Current Discharge Characteristics Unit:A (25°C,77°F)

FV/Time	5min	10min	15min	30min	45min	1h	1.5h	2h	3h	4h	5h	6h	8h	10h	20h
1.60V	306	281	267	200	157	127	80.0	73.2	53.2	38.4	35.7	28.4	23.4	20.8	10.9
1.65V	301	275	260	197	155	125	79.2	72.7	52.5	38.0	35.3	28.1	23.2	20.6	10.7
1.70V	289	266	255	193	153	123	78.7	72.2	51.8	37.8	34.9	27.9	22.9	20.4	10.5
1.75V	266	251	246	192	151	121	77.9	71.2	51.3	37.4	34.5	27.6	22.7	20.2	10.2
1.80V	238	229	229	182	148	119	77.1	69.8	50.8	36.9	33.6	27.4	22.5	20.0	10.0
1.85V	212	210	203	167	137	112	74.9	66.3	47.9	35.9	31.9	26.5	21.7	19.4	9.77

Constant Power Discharge Characteristics Unit: W/cell (25°C ,77°F)

FV/Time	5min	10min	15min	30min	45min	1h	1.5h	2h	3h	4h	5h	6h	8h	10h	20h
1.60V	520	491	480	362	289	243	156	144	101	74.2	67.6	55.1	45.5	40.0	21.2
1.65V	512	481	467	360	287	239	154	141	99.7	73.3	67.3	54.5	45.2	39.8	20.7
1.70V	491	466	458	358	285	237	153	140	99.2	72.9	66.6	54.1	44.9	39.2	20.3
1.75V	452	439	443	356	282	232	152	138	98.6	72.1	66.3	53.5	44.5	38.8	19.9
1.80V	404	400	412	349	280	228	150	136	98.2	71.7	65.6	53.1	44.2	38.4	19.5
1.85V	363	359	368	320	260	217	147	130	93.4	70.4	62.5	52.0	42.6	37.8	19.0