

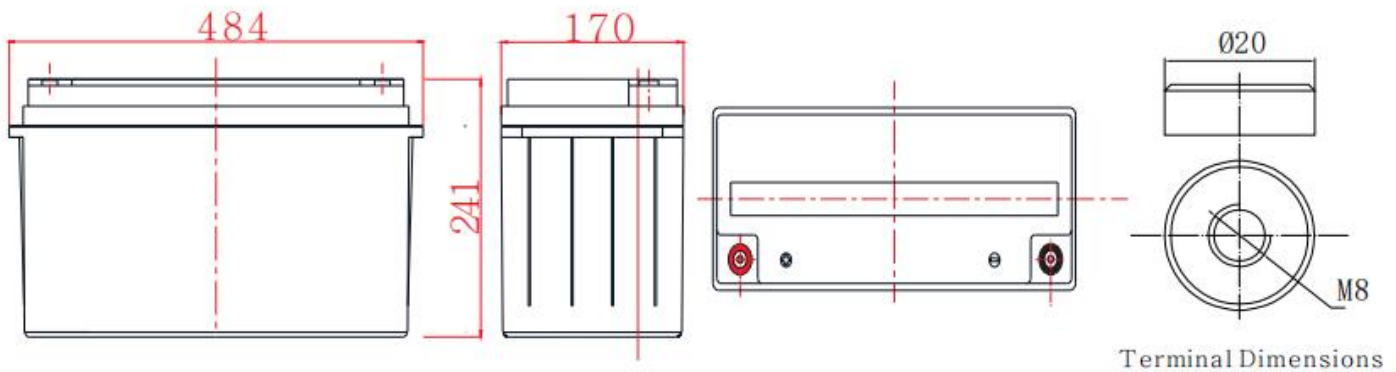
General Features

- ▶ Nanosilica colloidal electrolyte and high tin positive plate alloy design to enhance battery performance
- ▶ Relatively rich electrolyte, high temperature and low temperature performance is superior
- ▶ Long cycle life, excellent deep cycle discharge ability
- ▶ Excellent charge acceptance ability
- ▶ Precision sealing technology
- ▶ Long life



Dimension: 484(L) × 170(W) × 241(H) × 241(TH)

Unit: mm



Specification	
Nominal Voltage	12V
Nominal Capacity	150Ah
Design life	10 years
Terminal	M8
Approx. Weight	Approx. 44.0kg (97.0lbs)
Container Material	ABS
short-circuit current	2400A
Internal resistance (Full charged at 25°C:)	5.0 mΩ
Self discharge	3% of capacity declined per month at 25°C
Operating Temperature	
Discharge:	-20 ~50°C (-4 ~ 122°F)
Charge :	-20 ~50°C (-4 ~ 122°F)
Storage:	-20 ~50°C (-4 ~ 122°F)
Charge Method (25 °C)	
Charge current:	Max. 37.5A; Recom. 15A
Float charge:	13.5-13.8V recom. 13.8V (-18mV/ °C)
Equalize charge:	13.8-14.1V recom. 14.1V (-24mV/ °C)
Cycle charge:	14.4-15.0V recom. 14.7V (-30mV/ °C)

Standards

Executive standard YD/T 799-2010

Applications

- ▶ UPS/EPS
- ▶ Power systems
- ▶ Telecommunications system
- ▶ Emergency lighting, Auto control system
- ▶ Solar/wind generating storage cyclic
- ▶ Other general purpose

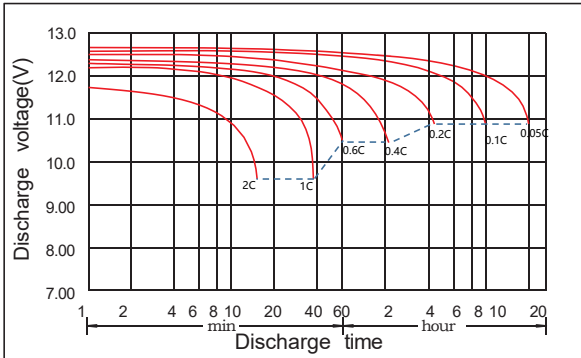
Rated Capacity

10Hour Rate (15.0A to 10.8V)	150.0Ah
3Hour Rate (41.2A to 10.2V)	123.6Ah
1Hour Rate (95.3A to 9.6V)	95.3Ah

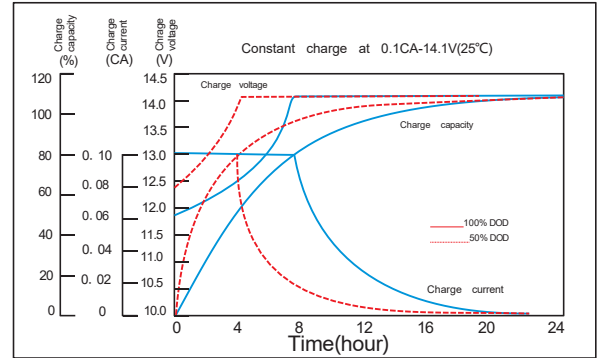
Attain Certificate



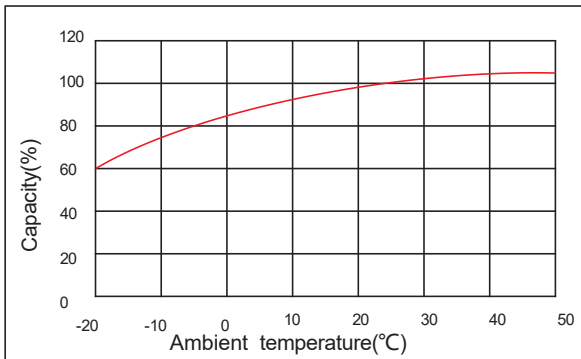
Discharge characteristic



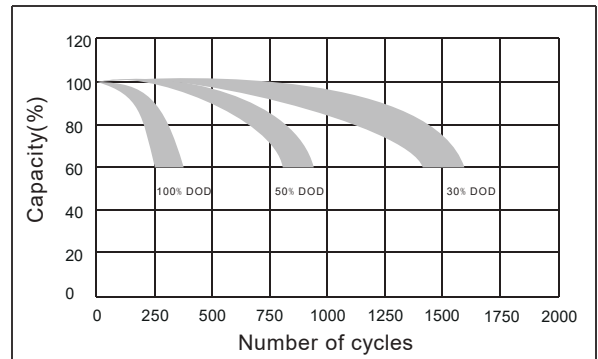
Charging characteristic



The effect of temperature on capacity



The effect of discharge depth on cycle life



Constant Current Discharge Characteristics Unit:A (25°C,77°F)

FV/Time	5min	10min	15min	30min	45min	1h	1.5h	2h	3h	4h	5h	6h	8h	10h	20h
1.60V	306	306	255	164	120	95.3	64.3	59.0	42.3	30.4	28.2	22.5	18.5	15.6	8.03
1.65V	301	301	242	161	119	94.9	63.5	58.2	42.0	30.1	28.2	22.3	18.4	15.5	7.91
1.70V	289	289	240	158	117	94.1	62.8	57.5	41.2	29.8	27.7	22.1	18.2	15.3	7.80
1.75V	266	266	237	157	116	93.0	62.4	56.7	40.8	29.6	27.4	21.9	18.1	15.2	7.69
1.80V	238	238	217	150	112	90.4	61.6	55.6	40.5	29.3	26.6	21.6	17.9	15.0	7.58
1.85V	212	212	196	137	103	83.9	59.7	52.9	38.2	28.4	25.3	21.0	17.2	14.6	7.39

Constant Power Discharge Characteristics Unit: W/cell (25°C ,77°F)

FV/Time	5min	10min	15min	30min	45min	1h	1.5h	2h	3h	4h	5h	6h	8h	10h	20h
1.60V	520	520	459	295	222	182	125	114	82.1	59.0	54.7	43.9	36.0	30.4	15.7
1.65V	512	512	436	290	220	181	123	113	81.4	58.4	54.3	43.5	35.8	30.2	15.5
1.70V	491	491	431	285	217	180	122	111	79.9	57.8	53.7	42.8	35.6	29.8	15.3
1.75V	452	452	427	283	215	178	121	110	79.2	57.3	53.0	42.5	35.3	29.6	15.1
1.80V	404	404	390	271	207	173	120	108	78.5	56.8	51.6	41.9	35.0	29.3	14.8
1.85V	363	363	355	248	191	161	116	103	74.5	55.4	49.3	41.0	33.7	28.6	14.6