

GY3-EVF-380

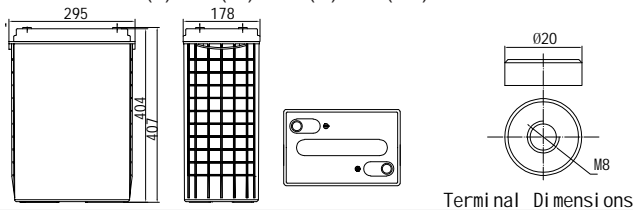


General Features

- High corrosion resistant performance: Pb-Ca multi-alloy grid
- High energy density and power density
- Optimized Capability of instant High-current Discharging
- Excellent charge acceptance ability
- Excellent deep cycle discharge capability
- Strong high and low temperature performance
- Precision sealing technology
- Long life



Dimension: 295(L) × 178(W) × 404(H) × 407(TH) Unit: mm



Terminal Dimensions

Applications

- UPS/EPS
- Power Systems
- Telecommunications system
- Emergency lighting, Auto control system
- Solar/wind generating storage cyclic
- Other general purpose

Specification

Nominal Voltage	6V
Nominal Capacity	380Ah
Design life	10 years
Terminal	M8
Approx. Weight	Approx 55.0kg (121.3lbs)
Container Material	ABS
Rated Capacity	380Ah 20Hour Rate (19.0A to 5.25V)
	371Ah 10Hour Rate (37.1A to 5.40V)
	300Ah 3Hour Rate (100A to 5.25V)
Internal resistance	Full charged at 25°C: 1.8 mΩ
Max. Discharge Current	3800A(5S)
Operating Temperature	Discharge: -20 ~50°C (-4 ~ 122°F)
	Charge: -20 ~50°C (-4 ~ 122°F)
	Storage: -20 ~50°C (-4 ~ 122°F)
Charge current:	Max.76.0A ; Recom.38.0A
Charge Method (25 °C)	Float Charge voltage(-1.5mV/°C) :
	6.75-6.9V, recom.6.9V(Full floating system)
	Equalize charge:6.9-7.05V, recom.7.05V(-2mV/°C)
	Cycle charge:7.2-7.5V, recom.7.2V(-3mV/°C)
Self discharge	3% of capacity declined per month at 25°C

Constant Current Discharge Characteristics Unit: A (25°C, 77°F)

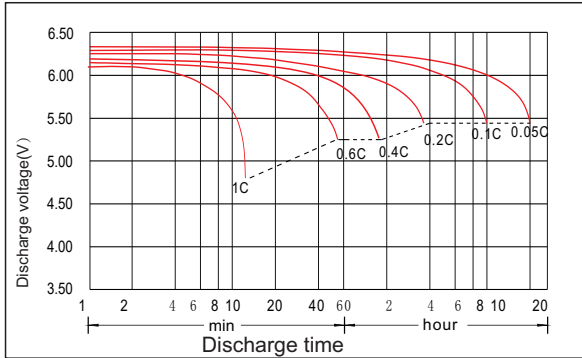
FV/Time	5min	10min	15min	30min	45min	1h	1.5h	2h	3h	4h	5h	6h	8h	10h	20h
1.60V	306	306	306	306	306	234	158	145	104	75.2	69.7	55.8	45.8	38.6	19.8
1.65V	301	301	301	301	301	233	156	143	103	74.4	69.1	55.1	45.4	38.3	19.6
1.70V	289	289	289	289	289	231	154	141	101	73.7	68.4	54.6	45.0	37.8	19.3
1.75V	266	266	266	266	266	228	153	139	100	73.1	67.7	54.1	44.7	37.5	19.0
1.80V	238	238	238	238	238	222	151	136	99.2	72.4	65.7	53.4	44.3	37.1	18.7
1.85V	212	212	212	212	212	206	146	130	93.6	70.3	62.5	51.9	42.5	36.1	18.3

Constant Power Discharge Characteristics Unit: W/cell (25°C, 77°F)

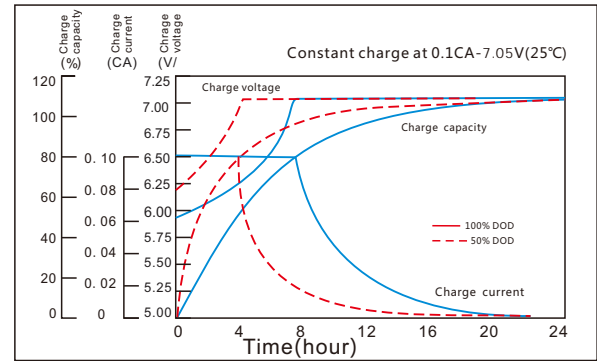
FV/Time	5min	10min	15min	30min	45min	1h	1.5h	2h	3h	4h	5h	6h	8h	10h	20h
1.60V	520	520	520	520	520	446	306	280	201	146	135	109	89.1	75.2	38.9
1.65V	512	512	512	512	512	444	302	277	200	144	134	108	88.6	74.6	38.3
1.70V	491	491	491	491	491	441	298	273	196	143	133	106	88.0	73.7	37.8
1.75V	452	452	452	452	452	435	297	269	194	142	131	105	87.3	73.2	37.2
1.80V	404	404	404	404	404	423	293	264	192	140	127	104	86.4	72.3	36.7
1.85V	363	363	363	363	363	395	286	253	183	137	122	101	83.3	70.7	36.0

GY3-EVF-380

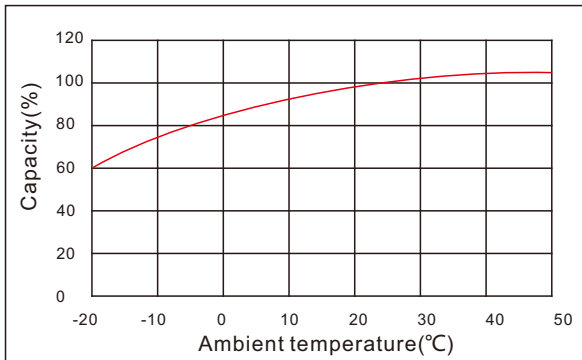
Discharge characteristic



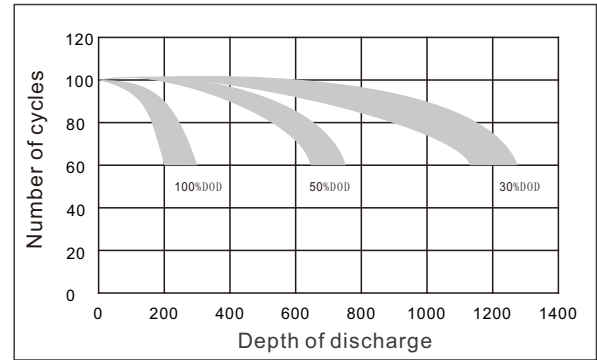
Charging characteristic



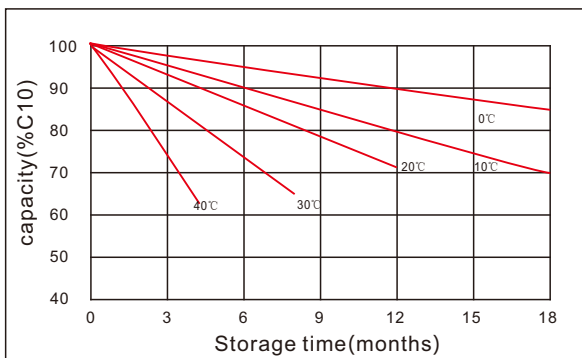
The effect of temperature on capacity



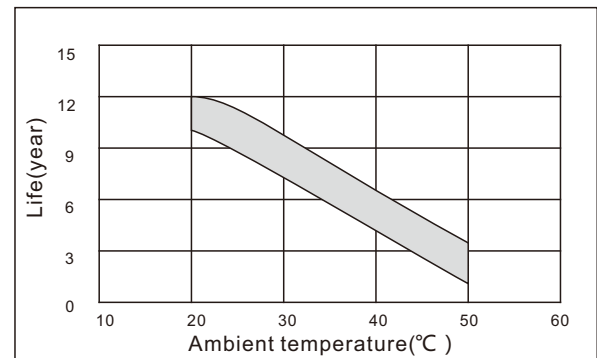
The impact of discharge depth on capacity



Curves of self-discharge



The effect of temperature on float life



www.kijo.com.cn info@kijo.com.cn

+86-0791-85982779 +86-0791-85989842

Jiangxi Jingjiu Power Science&Technology Co. Ltd.
Add: 1388 Fushan No.1 Street, Xiaolan Economic Development Zone, Nanchang City, Jiangxi Province, China.

Jiangxi Jingjiu Power (Jiujiang) Co. Ltd.
Add: Xiwang Rd, Aicheng Industrial Park, Yongxiu Country, jiujiang City, Jiangxi Province, China.

