



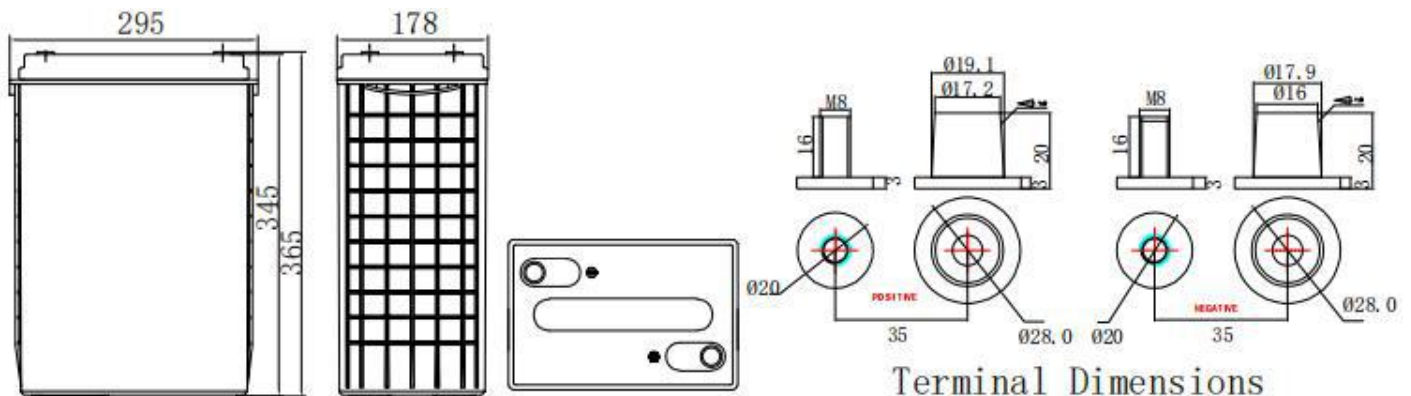
General Features

- ▶ High corrosion resistant performance: Pb-Ca multi-alloy grid
- ▶ High energy density and power density
- ▶ Optimized capability of instant high-current discharging
- ▶ Excellent charge acceptance ability
- ▶ Excellent deep cycle discharge capability
- ▶ Strong high and low temperature performance
- ▶ Precision sealing technology
- ▶ Long life



Dimension: 295(L) × 178(W) × 345(H) × 348(TH)

Unit: mm



Terminal Dimensions

Specification	
Nominal Voltage	6V
Nominal Capacity	330Ah
Design life	10 years
Terminal	DT
Approx. Weight	Approx 47.0kg (103.6lbs)
Container Material	ABS
short-circuit current	3333A
Internal resistance(Full charged at 25°C:)	1.8 mΩ
Self discharge	3% of capacity declined per month at 25°C
Operating Temperature	
Discharge:	-20 ~50°C(-4~ 122°F)
Charge :	-20 ~50°C(-4~ 122°F)
Storage:	-20 ~50°C(-4~ 122°F)
Charge Method(25 °C)	
Charge current:	Max. 66.0A; Recom. 33.0A
Float charge: 6.75-6.90V	recom. 6.90V(-9mV/ °C)
Equalize charge: 6.90-7.05V	recom. 7.05V(-12mV/ °C)
Cycle charge: 7.20-7.50V	recom. 7.20V(-15mV/ °C)

Standards

Executive standard GB/T 32620.1-2016

Applications

- ▶ UPS/EPS
- ▶ Power systems
- ▶ Telecommunications system
- ▶ Emergency lighting, Auto control system
- ▶ Solar/wind generating storage cyclic
- ▶ Other general purpose

Rated Capacity

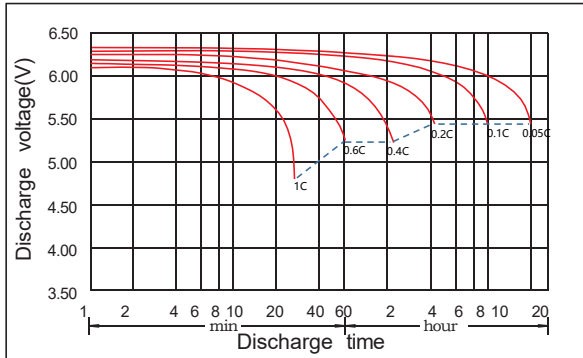
20Hour Rate (16.5A to 5.25V)	330.0Ah
3Hour Rate (87.7A to 5.10V)	263.1Ah
1Hour Rate (203A to 4.80V)	203.0Ah

Attain Certificate

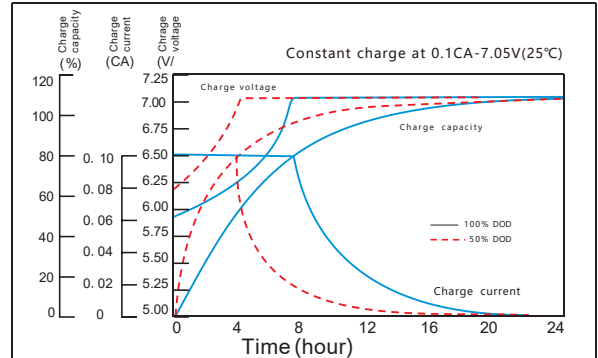




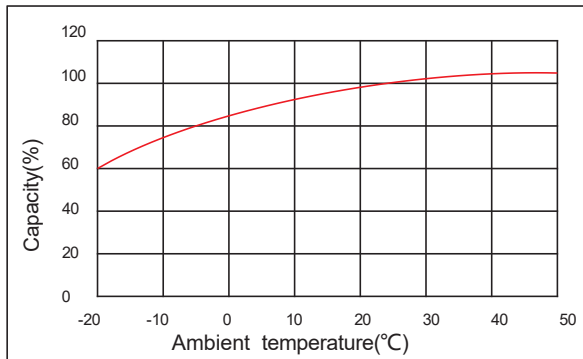
Discharge characteristic



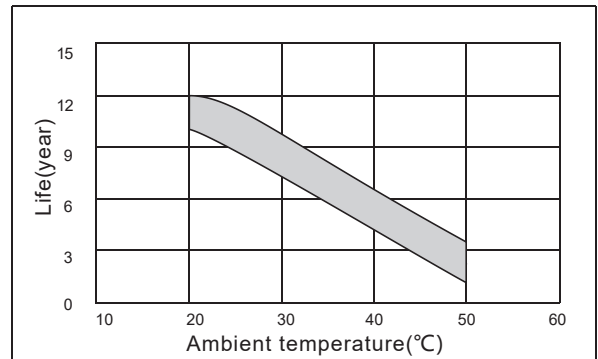
Charging characteristic



The effect of temperature on capacity



The effect of temperature on float life



Constant Current Discharge Characteristics Unit:A (25°C,77°F)

FV/Time	5min	10min	15min	30min	45min	1h	1.5h	2h	3h	4h	5h	6h	8h	10h	20h
1.60V	306	306	306	306	256	203	137	126	90.1	65.3	60.5	48.3	39.8	33.5	17.2
1.65V	301	301	301	301	253	202	135	124	89.3	64.6	60.0	47.9	39.4	33.2	17.0
1.70V	289	289	289	289	250	200	134	122	87.7	64.0	59.4	47.4	39.1	32.8	16.7
1.75V	266	266	266	266	248	198	133	121	86.9	63.5	58.8	47.0	38.8	32.6	16.5
1.80V	238	238	238	238	238	192	131	118	86.1	62.9	57.1	46.4	38.5	32.2	16.3
1.85V	212	212	212	212	219	179	127	113	81.3	61.0	54.2	45.1	36.9	31.3	15.9

Constant Power Discharge Characteristics Unit: W/cell (25°C ,77°F)

FV/Time	5min	10min	15min	30min	45min	1h	1.5h	2h	3h	4h	5h	6h	8h	10h	20h
1.60V	520	520	520	520	474	352	265	224	157	126	107	92.2	70.4	62.9	35.0
1.65V	512	512	512	512	468	346	261	220	155	124	105	90.6	69.1	61.8	34.3
1.70V	491	491	491	491	462	339	256	216	152	121	103	88.8	67.9	60.6	33.6
1.75V	452	452	452	452	459	332	251	211	149	119	101	87.2	66.6	59.5	33.0
1.80V	404	404	404	404	441	320	241	204	143	114	97.4	83.9	64.0	57.2	31.7
1.85V	363	363	363	363	407	303	230	195	134	109	91.9	79.9	60.8	54.5	30.3