

GY3-EVF-330

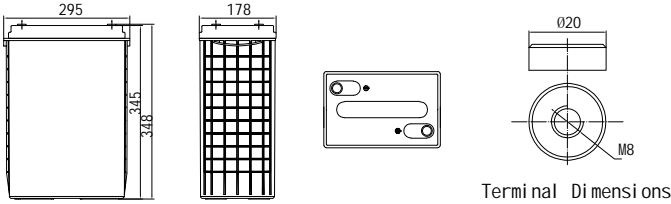


General Features

- High corrosion resistant performance: Pb-Ca multi-alloy grid
- High energy density and power density
- Optimized Capability of instant High-current Discharging
- Excellent charge acceptance ability
- Excellent deep cycle discharge capability
- Strong high and low temperature performance
- Precision sealing technology
- Long life



Dimension: 295(L) × 178(W) × 345(H) × 348(TH) Unit: mm



Terminal Dimensions

Applications

- UPS/EPS
- Power Systems
- Telecommunications system
- Emergency lighting, Auto control system
- Solar/wind generating storage cyclic
- Other general purpose

Specification

Nominal Voltage	6V
Nominal Capacity	330Ah
Design life	10 years
Terminal	M8
Approx. Weight	Approx 47.0kg (103.6lbs)
Container Material	ABS
Rated Capacity	330.0Ah 20Hour Rate (16.5A to 5.25V)
	322.0Ah 10Hour Rate (32.2A to 5.40V)
	260.7Ah 3Hour Rate (86.9A to 5.25V)
Internal resistance	Full charged at 25°C: 1.8 mΩ
Max. Discharge Current	3300A(5S)
Operating Temperature	Discharge: -20 ~50°C (-4 ~ 122°F)
	Charge: -20 ~50°C (-4 ~ 122°F)
	Storage: -20 ~50°C (-4 ~ 122°F)
Charge current:	Max.66A ; Recom.33A
Charge Method (25 °C)	Float Charge voltage(-1.5mV/°C) :
	6.75-6.9V, recom.6.9V(Full floating system)
	Equalize charge:6.9-7.05V, recom.7.05V(-2mV/°C)
	Cycle charge:7.2-7.5V, recom.7.2V(-3mV/°C)
Self discharge	3% of capacity declined per month at 25°C

Constant Current Discharge Characteristics Unit: A (25°C, 77°F)

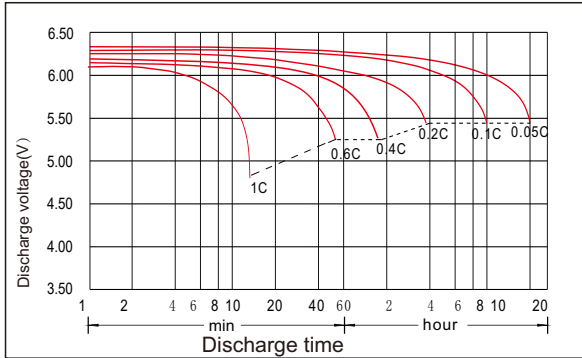
FV/Time	5min	10min	15min	30min	45min	1h	1.5h	2h	3h	4h	5h	6h	8h	10h	20h
1.60V	306	306	306	306	256	203	137	126	90.1	65.3	60.5	48.3	39.8	33.5	17.2
1.65V	301	301	301	301	253	202	135	124	89.3	64.6	60.0	47.9	39.4	33.2	17.0
1.70V	289	289	289	289	250	200	134	122	87.7	64.0	59.4	47.4	39.1	32.8	16.7
1.75V	266	266	266	266	248	198	133	121	86.9	63.5	58.8	47.0	38.8	32.6	16.5
1.80V	238	238	238	238	238	192	131	118	86.1	62.9	57.1	46.4	38.5	32.2	16.3
1.85V	212	212	212	212	219	179	127	113	81.3	61.0	54.2	45.1	36.9	31.3	15.9

Constant Power Discharge Characteristics Unit: W/cell (25°C, 77°F)

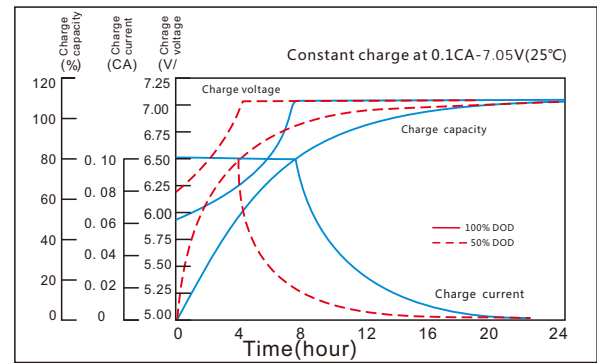
FV/Time	5min	10min	15min	30min	45min	1h	1.5h	2h	3h	4h	5h	6h	8h	10h	20h
1.60V	520	520	520	520	474	352	265	224	157	126	107	92.2	70.4	62.9	35.0
1.65V	512	512	512	512	468	346	261	220	155	124	105	90.6	69.1	61.8	34.3
1.70V	491	491	491	491	462	339	256	216	152	121	103	88.8	67.9	60.6	33.6
1.75V	452	452	452	452	459	332	251	211	149	119	101	87.2	66.6	59.5	33.0
1.80V	404	404	404	404	441	320	241	204	143	114	97.4	83.9	64.0	57.2	31.7
1.85V	363	363	363	363	407	303	230	195	134	109	91.9	79.9	60.8	54.5	30.3

GY3-EVF-330

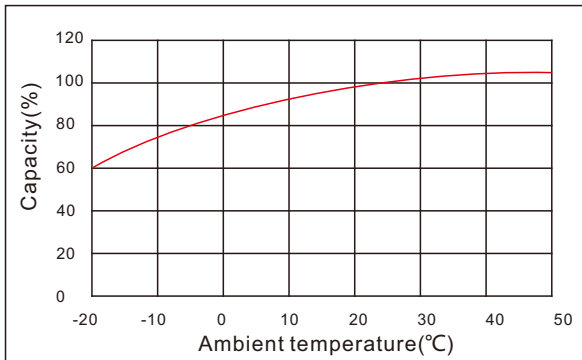
Discharge characteristic



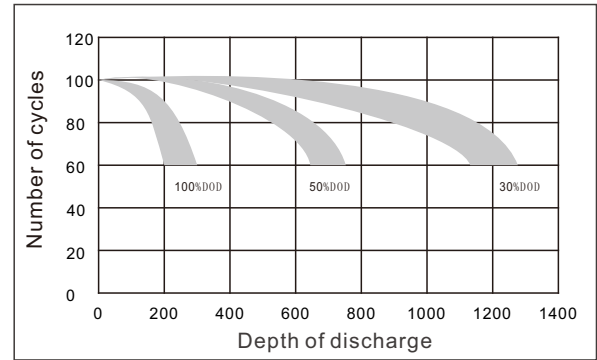
Charging characteristic



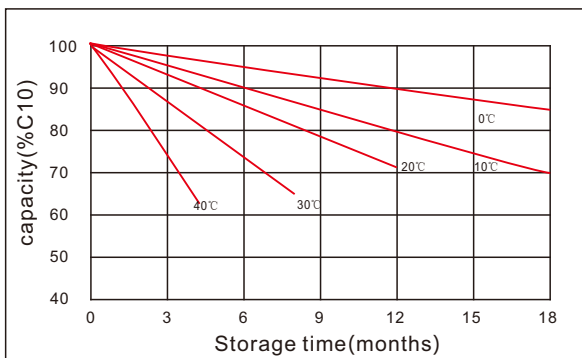
The effect of temperature on capacity



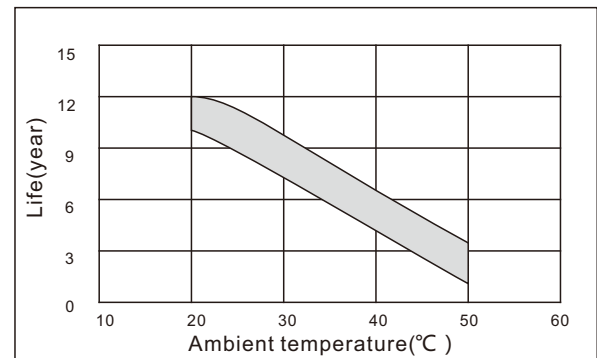
The impact of discharge depth on capacity



Curves of self-discharge



The effect of temperature on float life



www.kijo.com.cn info@kijo.com.cn

Jiangxi Jingjiu Power Science&Technology Co. Ltd.
Add: 1388 Fushan No.1 Street, Xiaolan Economic Development Zone, Nanchang City, Jiangxi Province, China.

+86-0791-85982779 +86-0791-85989842

Jiangxi Jingjiu Power (Jiujiang) Co. Ltd.
Add: Xiwang Rd, Aicheng Industrial Park, Yongxiu Country, Jiujiang City, Jiangxi Province, China.

