

GY3-EVF-225

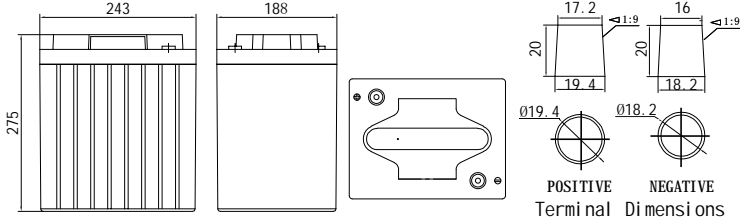


General Features

- High corrosion resistant performance: Pb-Ca multi-alloy grid
- High energy density and power density
- Optimized Capability of instant High-current Discharging
- Excellent charge acceptance ability
- Excellent deep cycle discharge capability
- Strong high and low temperature performance
- Precision sealing technology
- Long life



Dimension: 243(L) × 188(W) × 275(H) × 275(TH) Unit: mm



Applications

- UPS/EPS
- Power Systems
- Telecommunications system
- Emergency lighting、Auto control system
- Solar/wind generating storage cyclic
- Other general purpose

Specification

Nominal Voltage	6V
Nominal Capacity	225Ah
Design life	10 years
Terminal	AP
Approx. Weight	Approx 31.7kg (69.9lbs)
Container Material	ABS
Rated Capacity	225.0Ah 20Hour Rate (11.25A to 5.25V)
	220.0Ah 10Hour Rate (22.0A to 5.40V)
	177.9Ah 3Hour Rate (59.3A to 5.25V)
Internal resistance	Full charged at 25°C: 2.3 mΩ
Max. Discharge Current	2250A(5S)
Operating Temperature	Discharge: -20 ~50°C (-4~ 122°F)
	Charge: -20 ~50°C (-4~ 122°F)
	Storage: -20 ~50°C (-4~ 122°F)
Charge current:	Max.56.3A ; Recom.22.5A
Float Charge voltage(-1.5mV/°C) :	6.75-6.9V, recom.6.9V(Full floating system)
Equalize charge:	6.9-7.05V, recom.7.05V(-2mV/°C)
Cycle charge:	7.2-7.5V, recom.7.2V(-3mV/°C)
Self discharge	3% of capacity declined per month at 25°C

Constant Current Discharge Characteristics Unit: A (25°C, 77°F)

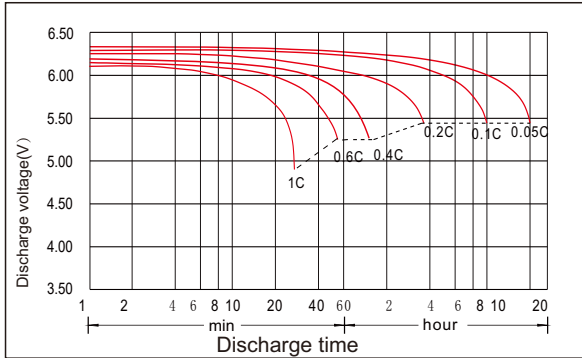
FV/Time	5min	10min	15min	30min	45min	1h	1.5h	2h	3h	4h	5h	6h	8h	10h	20h
1.60V	306	306	306	225	175	139	93.3	85.6	61.5	44.5	41.3	32.9	27.1	22.8	11.74
1.65V	301	301	301	221	172	138	92.2	84.5	60.9	44.1	40.9	32.7	26.9	22.7	11.58
1.70V	289	289	289	217	170	137	91.1	83.4	59.8	43.6	40.5	32.3	26.7	22.4	11.41
1.75V	266	266	266	216	169	135	90.5	82.3	59.3	43.3	40.1	32.0	26.5	22.2	11.25
1.80V	238	238	238	206	162	131	89.5	80.7	58.7	42.9	38.9	31.6	26.2	22.0	11.09
1.85V	212	212	212	188	149	122	86.7	76.8	55.4	41.6	37.0	30.7	25.2	21.3	10.81

Constant Power Discharge Characteristics Unit: W/cell (25°C, 77°F)

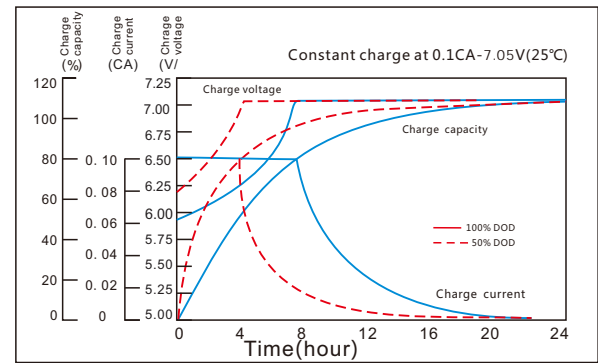
FV/Time	5min	10min	15min	30min	45min	1h	1.5h	2h	3h	4h	5h	6h	8h	10h	20h
1.60V	520	520	520	405	323	265	181	166	119	86.3	80.1	64.2	52.8	44.5	23.0
1.65V	512	512	512	398	319	263	179	164	118	85.5	79.4	63.7	52.4	44.2	22.7
1.70V	491	491	491	391	315	261	177	162	116	84.6	78.5	62.7	52.1	43.7	22.4
1.75V	452	452	452	388	313	258	176	160	115	83.9	77.6	62.2	51.7	43.3	22.0
1.80V	404	404	404	371	301	251	174	157	114	83.1	75.5	61.3	51.1	42.8	21.7
1.85V	363	363	363	341	278	234	169	150	108	81.1	72.1	59.9	49.3	41.8	21.3

GY3-EVF-225

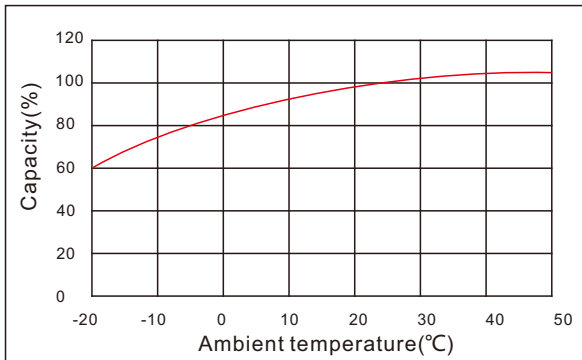
Discharge characteristic



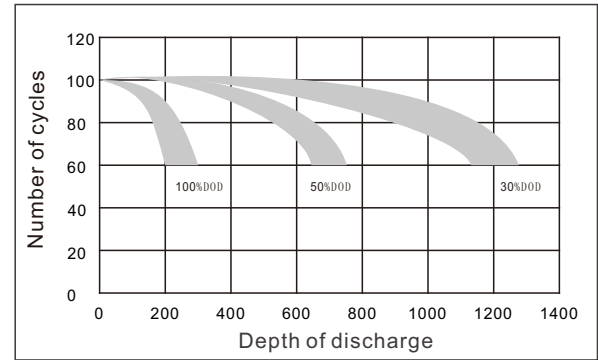
Charging characteristic



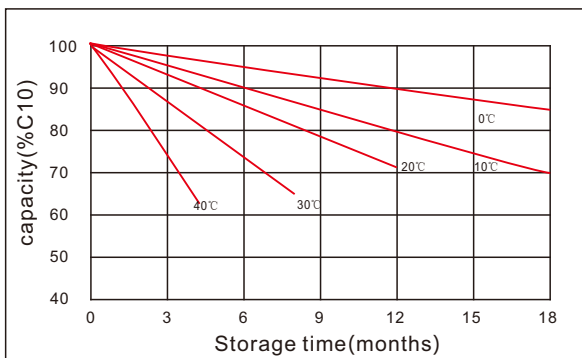
The effect of temperature on capacity



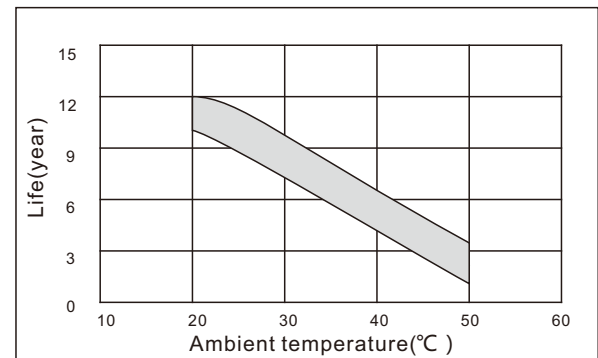
The impact of discharge depth on capacity



Curves of self-discharge



The effect of temperature on float life



www.kijo.com.cn info@kijo.com.cn

Jiangxi Jingjiu Power Science&Technology Co. Ltd.
Add: 1388 Fushan No.1 Street, Xiaolan Economic Development Zone, Nanchang City, Jiangxi Province, China.

+86-0791-85982779 +86-0791-85989842

Jiangxi Jingjiu Power (Jiujiang) Co. Ltd.
Add: Xiwang Rd, Aicheng Industrial Park, Yongxiu Country, Jiujiang City, Jiangxi Province, China.

