


6-EVF-60

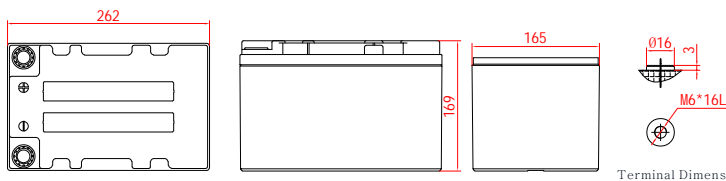


General Features

- High corrosion resistant performance: Pb-Ca multi-alloy grid
- High energy density and power density
- Excellent charge acceptance ability
- Strong high and low temperature performance
- Optimized capability of instant high-current discharging
- Low self-discharge rate



Dimension: 262(L)×165(W)×169(H)×169(TH) Unit: mm



Applications

- Electric vehicle
- Electric wheelchair
- Electric scooter
- Electric play car for children
- Garbage truck
- Patrol car

Specification

Nominal Voltage	12V
Nominal Capacity	60Ah
Design life	5 years
Terminal	M6
Approx. Weight	Approx 19.5kg (42.9lbs)
Container Material	ABS
Rated Capacity	75.0Ah 20Hour Rate (3.75A to 10.5V) 60.0Ah 3Hour Rate (20.0A to 10.5V) 49.5Ah 1Hour Rate (49.5A to 10.5V)
Operating Temperature	Discharge: -20 ~50°C(-4~ 122°F) Charge: -20 ~50°C(-4~ 122°F) Storage: -20 ~50°C(-4~ 122°F)
Charge Method (25 °C)	Float Use:13.7-13.9V@25 Cycle Use :14.7-14.9V,@25 Max charge current 9.0A
Self discharge	3% of capacity declined per month at 25°C

Constant Current Discharge Characteristics Unit: A (25°C, 77°F)

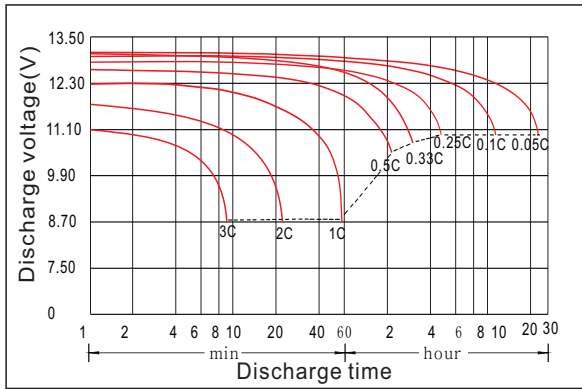
FV/Time	30min	1h	2h	3h	5h	8h	10h	20h
1.60V	81.8	50.9	28.3	20.7	13.4	8.67	7.31	3.80
1.65V	80.2	50.6	28.2	20.6	13.3	8.59	7.24	3.79
1.70V	78.6	50.3	27.9	20.2	13.2	8.51	7.17	3.77
1.75V	78.0	49.5	27.5	20.0	13.0	8.44	7.10	3.75
1.80V	74.6	48.2	27.0	19.9	12.7	8.44	7.03	3.73
1.85V	68.1	44.7	25.6	18.8	12.0	8.05	6.82	3.66

Constant Power Discharge Characteristics Unit: W/cell (25°C, 77°F)

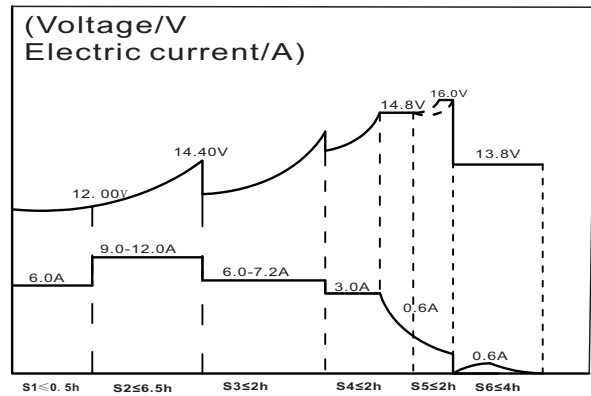
FV/Time	30min	1h	2h	3h	5h	8h	10h	20h
1.60V	148	96.6	53.5	39.5	25.4	16.9	14.1	7.53
1.65V	146	95.8	53.3	39.0	25.3	16.7	13.9	7.50
1.70V	146	95.0	53.1	38.8	25.1	16.6	13.7	7.46
1.75V	145	94.1	52.8	38.5	25.0	16.6	13.7	7.43
1.80V	142	93.3	52.6	38.4	24.7	16.4	13.5	7.39
1.85V	130	86.6	50.3	36.5	23.5	15.9	13.3	7.32

6-EVF-60

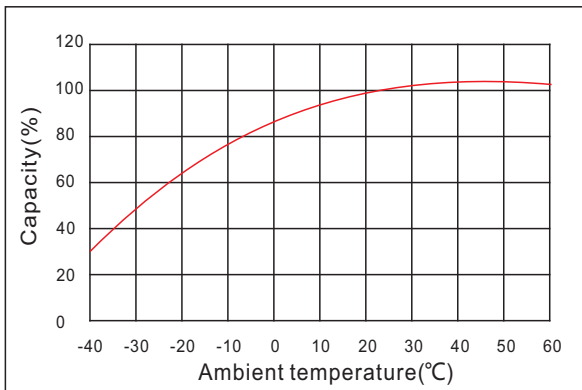
Discharge characteristic



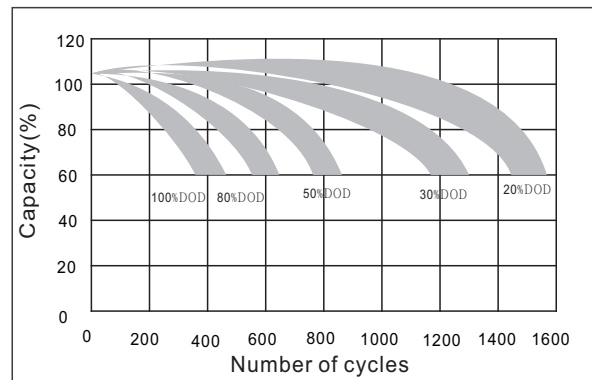
Charging characteristic



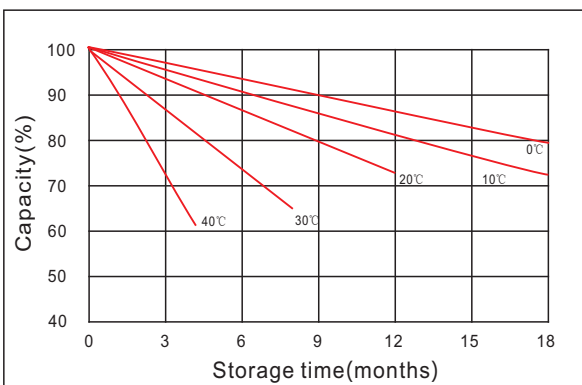
The effect of temperature on capacity



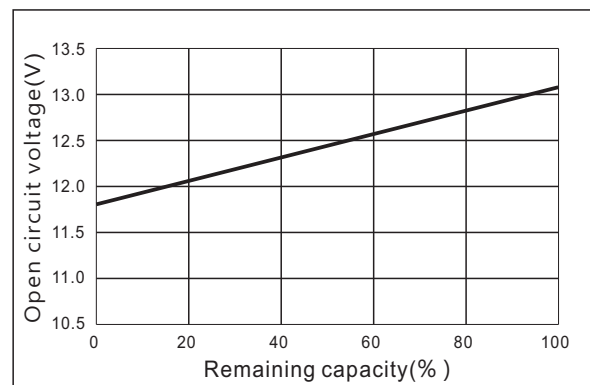
The effect of discharge depth on cycle life



Curves of self-discharge



Curves of open circuit voltage vs. capacity



www.kiju.com.cn info@kiju.com.cn

Jiangxi Jingjiu Power Science&Technology Co. Ltd.
Add: 1388 Fushan No.1 Street, Xiaolan Economic Development Zone, Nanchang City, Jiangxi Province, China.

+86-791-85982779 +86-791-85989842

Jiangxi Jingjiu Power (Jiujiang) Co. Ltd.
Add: Xiwang Rd, Aicheng Industrial Park, Yongxiu Country, Jiujiang City, Jiangxi Province, China.

