

6-EVF-56

Executive standard: GB/T 32620.1-2016

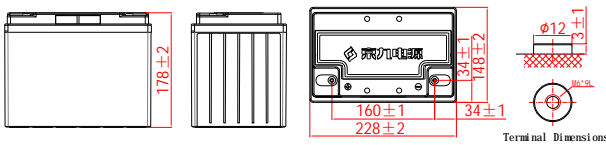


General Features

- High corrosion resistant performance: Pb-Ca multi-alloy grid
- High energy density and power density
- Excellent charge acceptance ability
- Strong high and low temperature performance
- Optimized capability of instant high-current discharging
- Low self-discharge rate



Dimension: 228(L)×148(W)×178(H)×178(TH) Unit: mm



Applications

- Electric vehicle
- Electric wheelchair
- Electric scooter
- Electric play car for children
- Garbage truck
- Patrol car

Specification

Nominal Voltage	12V
Nominal Capacity	56Ah
Design life	5 years
Terminal	M6
Approx. Weight	Approx 16.5kg (36.4lbs)
Container Material	ABS
Rated Capacity	70.0Ah 20Hour Rate (3.50A to 10.5V) 56.0Ah 3Hour Rate (18.7A to 10.5V) 43.0Ah 1Hour Rate (43.0A to 10.5V)
Operating Temperature	Discharge: -20 ~50°C (-4~ 122°F) Charge: -20 ~50°C (-4~ 122°F) Storage: -20 ~50°C (-4~ 122°F)
Charge Method (25 °C)	Float Use: 13.7-13.9V@25 Cycle Use : 14.7-14.9V,@25 Max charge current 8.4A
Self discharge	3% of capacity declined per month at 25°C

Constant Current Discharge Characteristics Unit: A (25°C, 77°F)

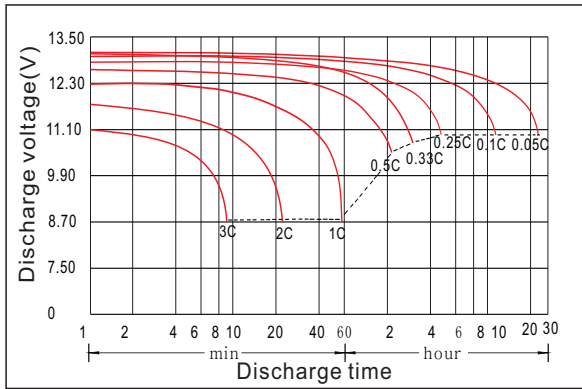
FV/Time	30min	1h	2h	3h	5h	8h	10h	20h
1.60V	73.4	44.2	26.8	19.4	12.4	7.94	6.69	3.55
1.65V	72.0	43.9	26.6	19.2	12.3	7.87	6.63	3.54
1.70V	70.6	43.7	26.4	18.9	12.1	7.79	6.56	3.51
1.75V	70.0	43.0	26.0	18.7	12.0	7.72	6.50	3.50
1.80V	67.0	41.9	25.5	18.6	11.7	7.72	6.44	3.49
1.85V	61.1	38.8	24.2	17.5	11.1	7.37	6.24	3.42

Constant Power Discharge Characteristics Unit: W/cell (25°C, 77°F)

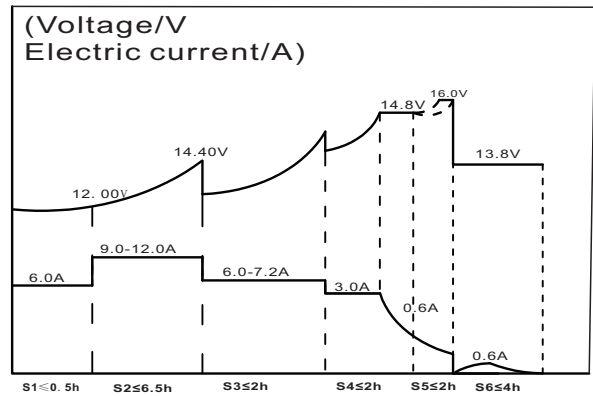
FV/Time	30min	1h	2h	3h	5h	8h	10h	20h
1.60V	133	84.0	50.5	36.9	23.5	15.4	12.9	7.03
1.65V	131	83.2	50.4	36.5	23.3	15.3	12.7	7.00
1.70V	131	82.5	50.2	36.2	23.2	15.2	12.6	6.96
1.75V	131	81.8	49.9	36.0	23.0	15.2	12.5	6.94
1.80V	127	81.0	49.8	35.9	22.8	15.0	12.4	6.90
1.85V	116	75.2	47.5	34.2	21.7	14.5	12.2	6.84

6-EVF-56

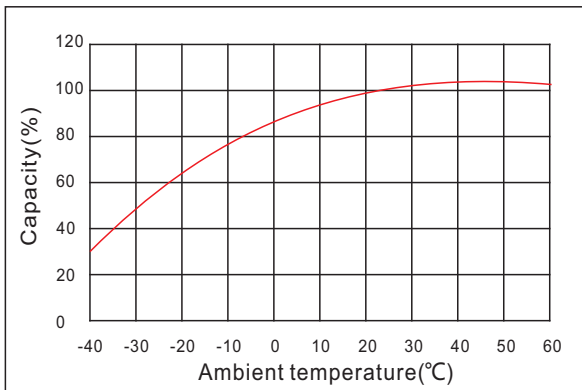
Discharge characteristic



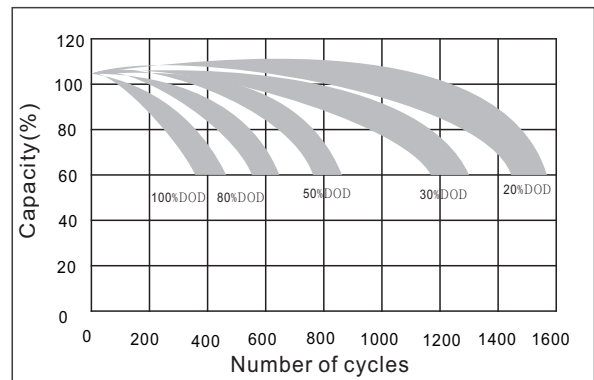
Charging characteristic



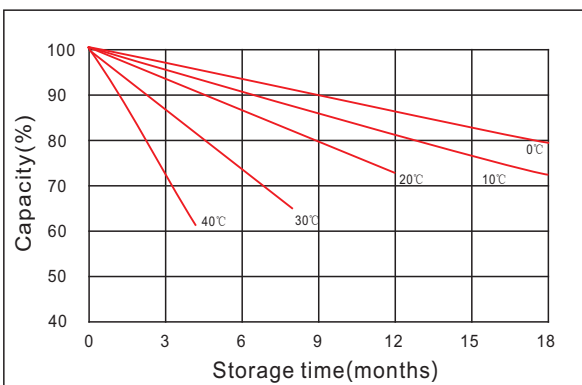
The effect of temperature on capacity



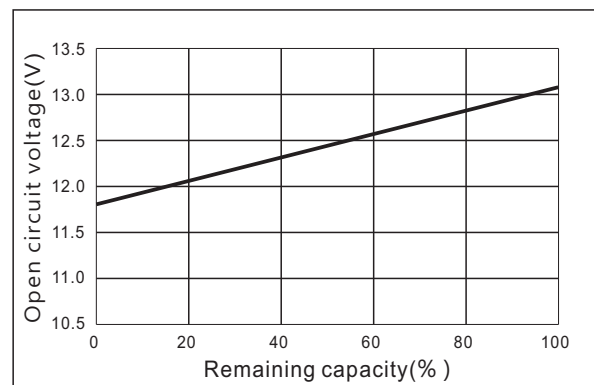
The effect of discharge depth on cycle life



Curves of self-discharge



Curves of open circuit voltage vs. capacity



www.kiju.com.cn info@kiju.com.cn

Jiangxi Jingjiu Power Science&Technology Co. Ltd.
Add: 1388 Fushan No.1 Street, Xiaolan Economic Development Zone, Nanchang City, Jiangxi Province, China.

+86-791-85982779 +86-791-85989842

Jiangxi Jingjiu Power (Jiujiang) Co. Ltd.
Add: Xiwang Rd, Aicheng Industrial Park, Yongxiu Country, Jiujiang City, Jiangxi Province, China.

