

6-EVF-55

Executive standard: GB/T 32620.1-2016

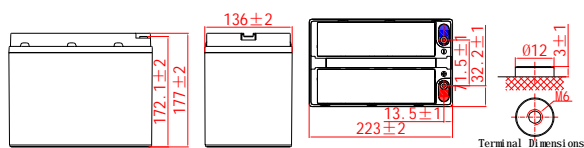


General Features

- High corrosion resistant performance: Pb-Ca multi-alloy grid
- High energy density and power density
- Excellent charge acceptance ability
- Strong high and low temperature performance
- Optimized capability of instant high-current discharging
- Low self-discharge rate



Dimension: 223(L)×136(W)×177(H)×177(TH) Unit: mm



Applications

- Electric vehicle
- Electric wheelchair
- Electric scooter
- Electric play car for children
- Garbage truck
- Patrol car

Specification

Nominal Voltage	12V
Nominal Capacity	55Ah
Design life	5 years
Terminal	M6
Approx. Weight	Approx 15.0kg (33.1lbs)
Container Material	ABS
Rated Capacity	66.0Ah → 20Hour Rate (3.30A to 10.5V) 55.0Ah → 3Hour Rate (18.3A to 10.5V) 44.0Ah → 1Hour Rate (44.0A to 10.5V)
Operating Temperature	Discharge: -20 ~50°C (-4 ~ 122°F) Charge: -20 ~50°C (-4 ~ 122°F) Storage: -20 ~50°C (-4 ~ 122°F)
Charge Method (25 °C)	Float Use: 13.7-13.9V@25 Cycle Use : 14.7-14.9V,@25 Max charge current 8.25A
Self discharge	3% of capacity declined per month at 25°C

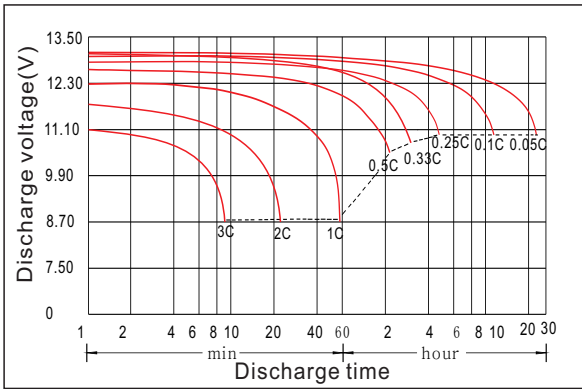
Constant Current Discharge Characteristics Unit: A (25°C, 77°F)

FV/Time	30min	1h	2h	3h	5h	8h	10h	20h
1.60V	72.3	45.3	26.8	19.0	12.4	7.57	6.38	3.35
1.65V	70.9	45.0	26.6	18.8	12.3	7.50	6.32	3.33
1.70V	69.6	44.7	26.4	18.5	12.1	7.43	6.26	3.31
1.75V	69.0	44.0	26.0	18.3	12.0	7.37	6.20	3.30
1.80V	66.0	42.9	25.5	18.2	11.7	7.37	6.14	3.29
1.85V	60.2	39.7	24.2	17.2	11.1	7.03	5.95	3.22

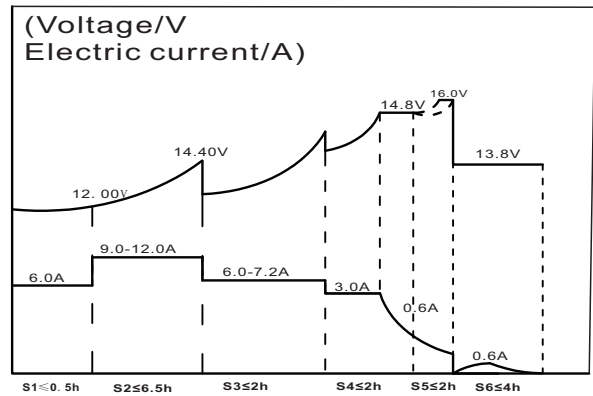
Constant Power Discharge Characteristics Unit: W/cell (25°C, 77°F)

FV/Time	30min	1h	2h	3h	5h	8h	10h	20h
1.60V	131	85.9	50.5	36.1	23.5	14.7	12.3	6.63
1.65V	129	85.2	50.4	35.7	23.3	14.6	12.1	6.60
1.70V	129	84.4	50.2	35.5	23.2	14.5	12.0	6.57
1.75V	129	83.7	49.9	35.2	23.0	14.5	11.9	6.54
1.80V	125	82.9	49.8	35.2	22.8	14.3	11.8	6.50
1.85V	115	76.9	47.5	33.4	21.7	13.8	11.6	6.44

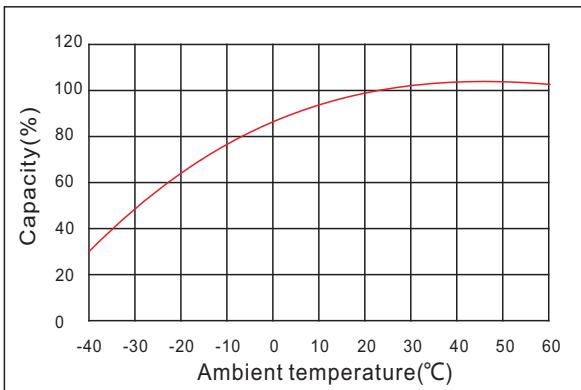
Discharge characteristic



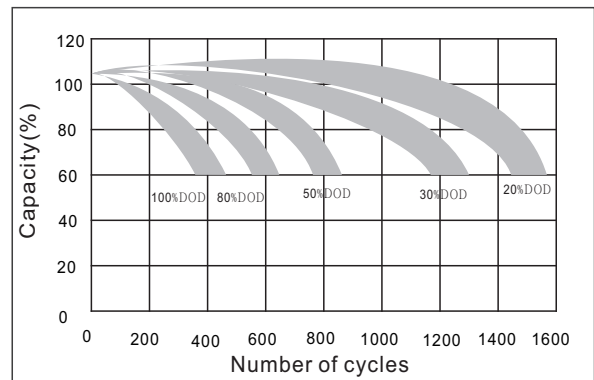
Charging characteristic



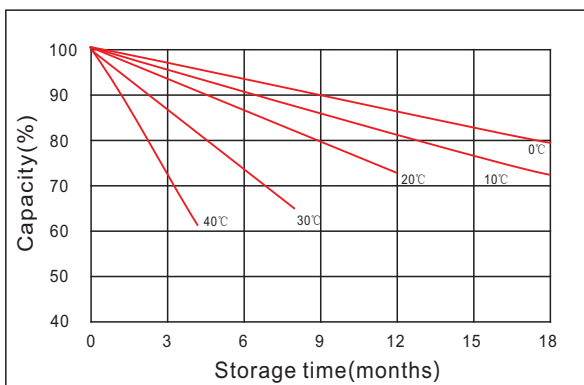
The effect of temperature on capacity



The effect of discharge depth on cycle life



Curves of self-discharge



Curves of open circuit voltage vs. capacity

