

6-EVF-52.3



Applications

- › Electric vehicle
- › Electric wheelchair
- › Electric scooter
- › Electric play car for children
- › Garbage truck
- › Patrol car

Specification

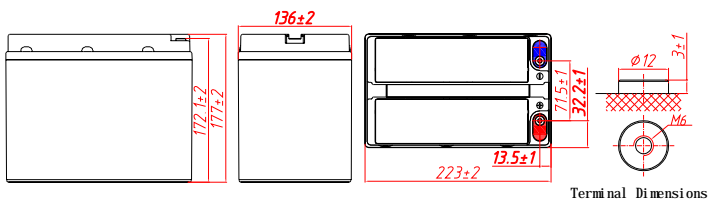
Nominal Voltage	12V
Nominal Capacity	52.3Ah
Design life	5 years
Terminal	M6
Approx. Weight	Approx 14.1kg (31.1lbs)
Container Material	ABS
Rated Capacity	58.0Ah 10Hour Rate (5.80A to 10.5V) 52.3Ah 3Hour Rate (17.4A to 10.5V) 42.0Ah 1Hour Rate (42.0A to 10.5V)
Operating Temperature	Discharge: -20 ~50°C (-4 ~ 122°F) Charge: -20 ~50°C (-4 ~ 122°F) Storage: -20 ~50°C (-4 ~ 122°F)
Charge Method (25 °C)	Float Use: 13.7-13.9V@25°C Cycle Use :14.7-14.9V,@25°C Max charge current 7.85A
Self discharge	3% of capacity declined per month at 25°C

General Features

- › High Corrosion Resistant Performance: Pb-Ca multi-alloy grid
- › High Energy Density and Power Density
- › Excellent Charge Acceptance Ability
- › Strong High and Low Temperature Performance
- › Optimized Capability of instant High-current Discharging
- › Low self-discharge rate



Dimension: 223(L)×136(W)×177(H)×177(TH) Unit: mm



Constant Current Discharge Characteristics Unit: A (25°C, 77°F)

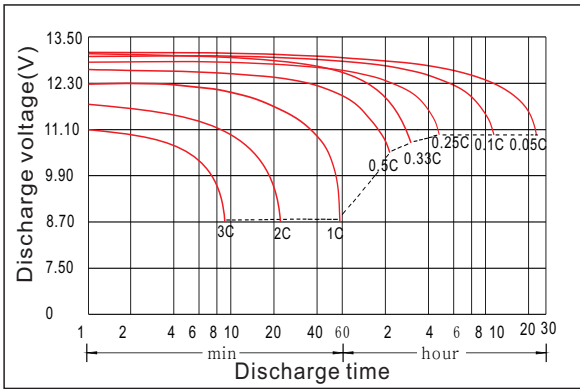
FV/Time	5min	15min	30min	1h	2h	3h	5h	8h	10h	20h
1.60V	199	107	71.3	43.2	25.2	18.0	11.1	7.08	5.97	3.25
1.65V	193	104	69.9	42.9	25.1	17.9	11.1	7.02	5.91	3.23
1.70V	185	102	68.5	42.6	24.9	17.6	10.9	6.95	5.86	3.21
1.75V	170	98.0	68.0	42.0	24.5	17.4	10.8	6.89	5.80	3.20
1.80V	153	91.7	65.1	40.9	24.1	17.3	10.5	6.89	5.74	3.19
1.85V	136	81.7	59.4	37.9	22.8	16.3	10.0	6.57	5.57	3.13

Constant Power Discharge Characteristics Unit: W/cell(25°C, 77°F)

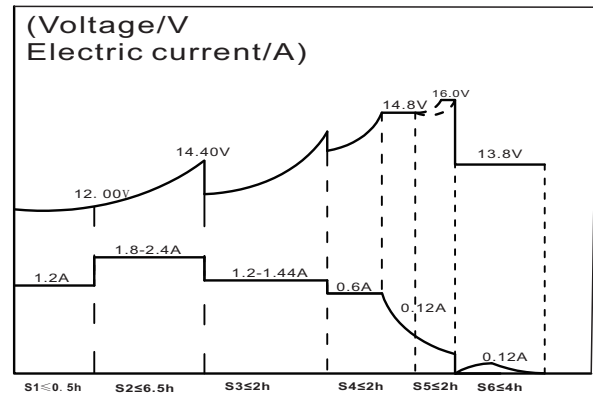
FV/Time	5min	15min	30min	1h	2h	3h	5h	8h	10h	20h
1.60V	334	188	129	82.0	47.6	34.4	21.1	13.8	11.5	6.43
1.65V	321	185	128	81.3	47.5	33.9	21.0	13.7	11.4	6.40
1.70V	320	183	128	80.6	47.3	33.7	20.9	13.6	11.2	6.37
1.75V	298	182	127	79.9	47.0	33.5	20.7	13.5	11.2	6.34
1.80V	274	172	123	79.2	46.9	33.4	20.5	13.4	11.0	6.31
1.85V	244	154	113	73.4	44.8	31.8	19.6	13.0	10.8	6.25

6-EVF-52.3

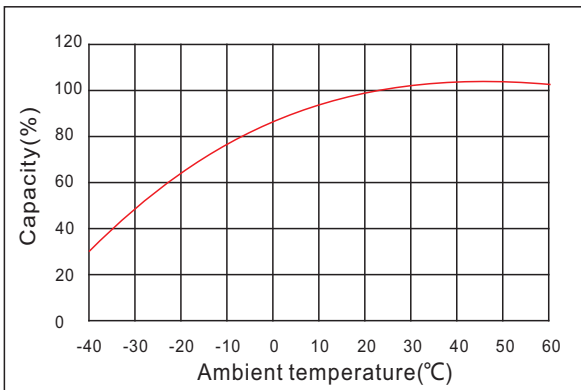
Discharge characteristic



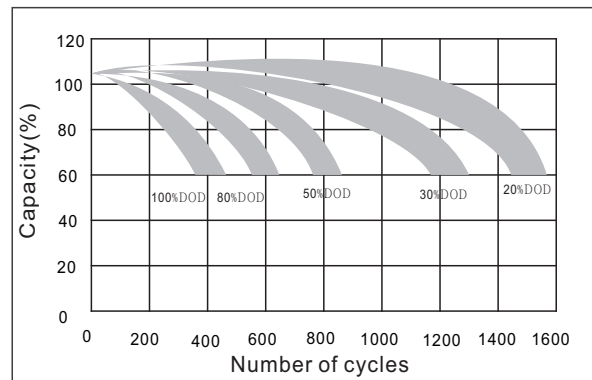
Charging characteristic



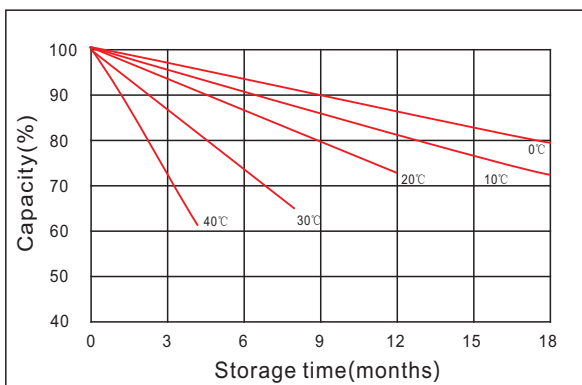
The effect of temperature on capacity



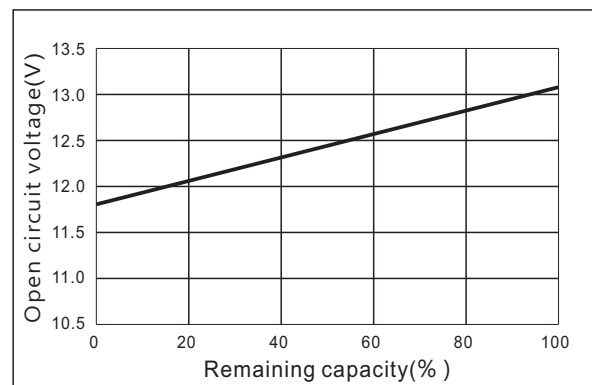
The effect of discharge depth on cycle life



Curves of self-discharge



Curves of open circuit voltage vs. capacity



www.kiju.com.cn info@kiju.com.cn

Jiangxi Jingjiu Power Science&Technology Co. Ltd.
Add: 1388 Fushan No.1 Street, Xiaolan Economic Development Zone, Nanchang City, Jiangxi Province, China.

+86-791-85982779 +86-791-85989842

Jiangxi Jingjiu Power (Jiujiang) Co. Ltd.
Add: Xiwang Rd, Aicheng Industrial Park, Yongxiu Country, Jiujiang City, Jiangxi Province, China.

