

## 6-EVF-48

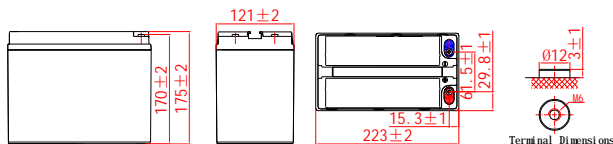


### General Features

- High corrosion resistant performance: Pb-Ca multi-alloy grid
- High energy density and power density
- Excellent charge acceptance ability
- Strong high and low temperature performance
- Optimized capability of instant high-current discharging
- Low self-discharge rate



Dimension: 223(L)×121(W)×175(H)×175(TH) Unit: mm



### Applications

- Electric vehicle
- Electric wheelchair
- Electric scooter
- Electric play car for children
- Garbage truck
- Patrol car

### Specification

Nominal Voltage	12V
Nominal Capacity	48Ah
Design life	5 years
Terminal	M6
Approx. Weight	Approx 13.1kg (28.9lbs)
Container Material	ABS
Rated Capacity	<b>58.0Ah</b> 20Hour Rate (2.90A to 10.5V) <b>48.0Ah</b> 3Hour Rate (16.0A to 10.5V) <b>36.5Ah</b> 1Hour Rate (36.5A to 10.5V)
Operating Temperature	Discharge: -20 ~50°C (-4~ 122°F) Charge: -20 ~50°C (-4~ 122°F) Storage: -20 ~50°C (-4~ 122°F)
Charge Method (25 °C)	Float Use: 13.7-13.9V@25 Cycle Use : 14.7-14.9V,@25 Max charge current 7.2A
Self discharge	3% of capacity declined per month at 25°C

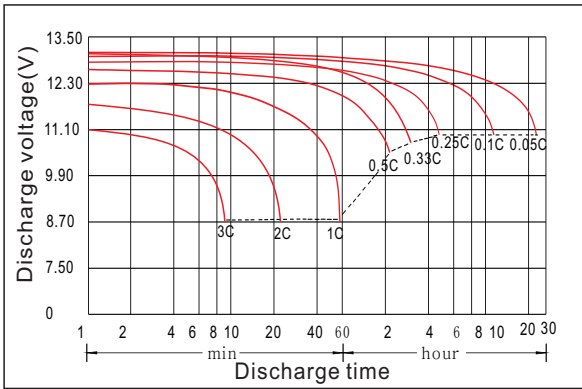
### Constant Current Discharge Characteristics Unit: A (25°C, 77°F)

FV/Time	30min	1h	2h	3h	5h	8h	10h	20h
1.60V	56.6	37.6	22.7	16.6	10.3	6.35	5.35	2.94
1.65V	55.5	37.3	22.5	16.5	10.2	6.29	5.30	2.93
1.70V	54.4	37.1	22.3	16.2	10.1	6.24	5.25	2.91
1.75V	54.0	36.5	22.0	16.0	10.0	6.18	5.20	2.90
1.80V	51.7	35.6	21.6	15.9	9.76	6.18	5.15	2.89
1.85V	47.1	33.0	20.5	15.0	9.27	5.89	4.99	2.84

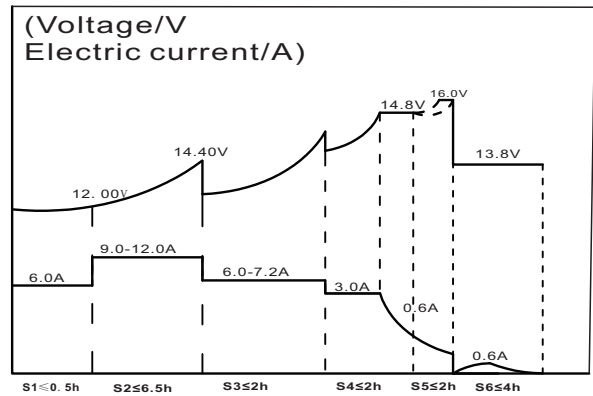
### Constant Power Discharge Characteristics Unit: W/cell (25°C, 77°F)

FV/Time	30min	1h	2h	3h	5h	8h	10h	20h
1.60V	102	71.3	42.8	31.6	19.6	12.4	10.3	5.82
1.65V	101	70.6	42.6	31.2	19.5	12.2	10.2	5.80
1.70V	101	70.0	42.5	31.0	19.3	12.2	10.1	5.77
1.75V	101	69.4	42.2	30.8	19.2	12.1	10.0	5.75
1.80V	98.0	68.8	42.1	30.7	19.0	12.0	9.90	5.72
1.85V	89.8	63.8	40.2	29.2	18.1	11.6	9.72	5.67

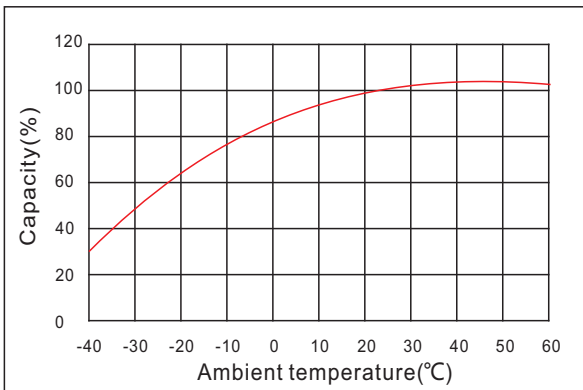
**Discharge characteristic**



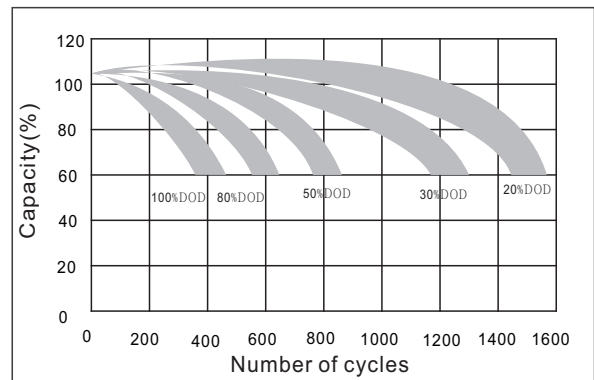
**Charging characteristic**



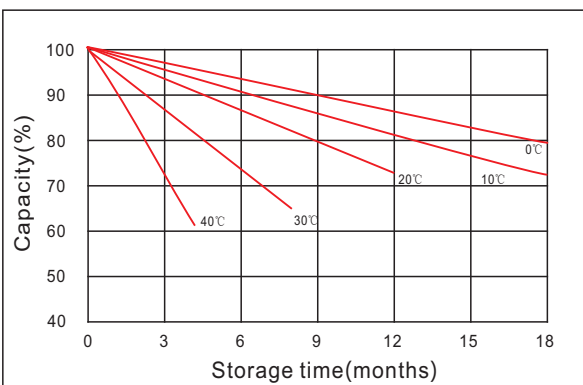
**The effect of temperature on capacity**



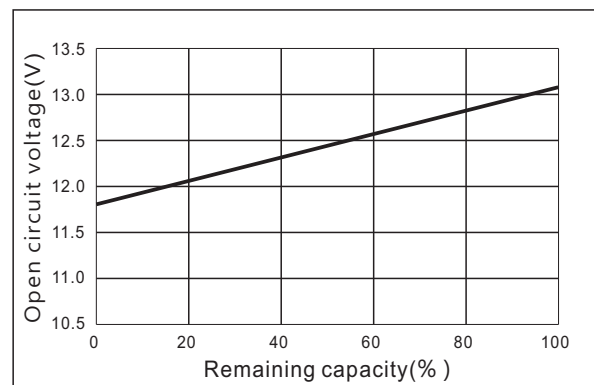
**The effect of discharge depth on cycle life**



**Curves of self-discharge**



**Curves of open circuit voltage vs. capacity**



[www.kiju.com.cn](http://www.kiju.com.cn)    [info@kiju.com.cn](mailto:info@kiju.com.cn)

+86-791-85982779    +86-791-85989842

**Jiangxi Jingjiu Power Science&Technology Co. Ltd.**  
Add: 1388 Fushan No.1 Street, Xiaolan Economic Development Zone, Nanchang City, Jiangxi Province, China.

**Jiangxi Jingjiu Power ( Jiujiang ) Co. Ltd.**  
Add: Xiwang Rd, Aicheng Industrial Park, Yongxiu Country, jiujiang City, Jiangxi Province, China.

