

## 6-EVF-36.3

Executive standard: GB/T 32620.1-2016



### Applications

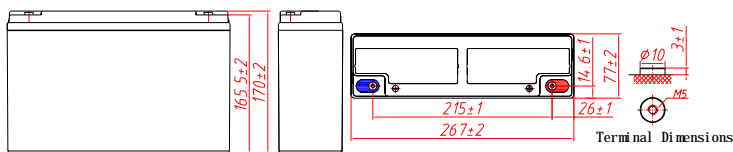
- > Electric vehicle
- > Electric wheelchair
- > Electric scooter
- > Electric play car for children
- > Garbage truck
- > Patrol car

### General Features

- > High Corrosion Resistant Performance: Pb-Ca multi-alloy grid
- > High Energy Density and Power Density
- > Excellent Charge Acceptance Ability
- > Strong High and Low Temperature Performance
- > Optimized Capability of instant High-current Discharging
- > Low self-discharge rate



Dimension: 267(L)×77(W)×170(H)×170(TH) Unit: mm



### Specification

Nominal Voltage	12V
Nominal Capacity	36.3Ah
Design life	5 years
Terminal	M5
Approx. Weight	Approx9.55kg (21.1lbs)
Container Material	ABS
	<b>39.0Ah</b> 10Hour Rate (3.90A to 10.5V)
Rated Capacity	<b>36.3Ah</b> 3Hour Rate (12.1A to 10.5V)
	<b>30.0Ah</b> 1Hour Rate (30.0A to 10.5V)
Operating Temperature	Discharge: -20 ~50°C(-4~ 122°F) Charge: -20 ~50°C(-4~ 122°F) Storage: -20 ~50°C(-4~ 122°F)
Charge Method (25 °C)	Float Use:13.7-13.9V@25°C Cycle Use :14.7-14.9V,@25°C Max charge current 5.45A
Self discharge	3% of capacity declined per month at 25°C

### Constant Current Discharge Characteristics Unit: A (25°C, 77°F)

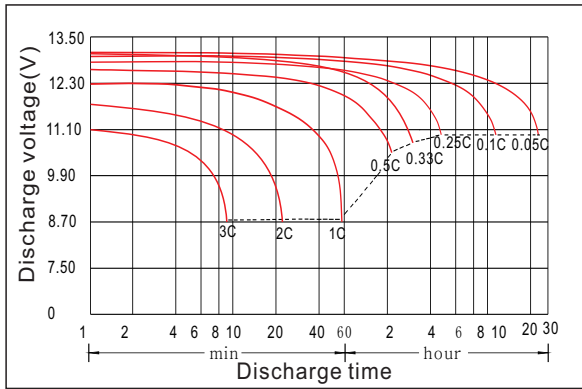
FV/Time	5min	15min	30min	1h	2h	3h	5h	8h	10h	20h
1.60V	154	82.8	52.4	30.9	17.5	12.5	7.73	4.76	4.02	2.23
1.65V	150	80.4	51.4	30.7	17.4	12.4	7.68	4.72	3.98	2.22
1.70V	144	78.9	50.4	30.5	17.3	12.2	7.59	4.68	3.94	2.21
1.75V	132	76.0	50.0	30.0	17.0	12.1	7.50	4.63	3.90	2.20
1.80V	118	71.1	47.8	29.2	16.7	12.1	7.32	4.63	3.86	2.19
1.85V	106	63.3	43.6	27.1	15.8	11.4	6.95	4.42	3.75	2.15

### Constant Power Discharge Characteristics Unit: W/cell(25°C, 77°F)

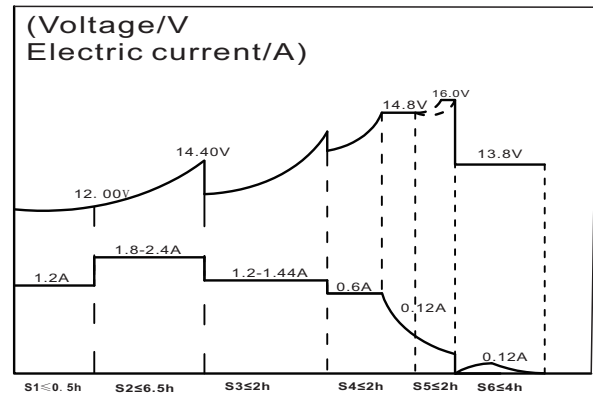
FV/Time	5min	15min	30min	1h	2h	3h	5h	8h	10h	20h
1.60V	259	146	94.8	58.6	33.0	23.9	14.7	9.27	7.72	4.42
1.65V	249	144	93.7	58.1	32.9	23.6	14.6	9.18	7.64	4.40
1.70V	248	142	93.7	57.6	32.8	23.5	14.5	9.14	7.55	4.38
1.75V	231	141	93.2	57.0	32.6	23.3	14.4	9.10	7.51	4.36
1.80V	212	133	90.7	56.5	32.5	23.3	14.2	9.01	7.42	4.34
1.85V	190	119	83.2	52.5	31.1	22.1	13.6	8.71	7.29	4.30

## 6-EVF-36.3

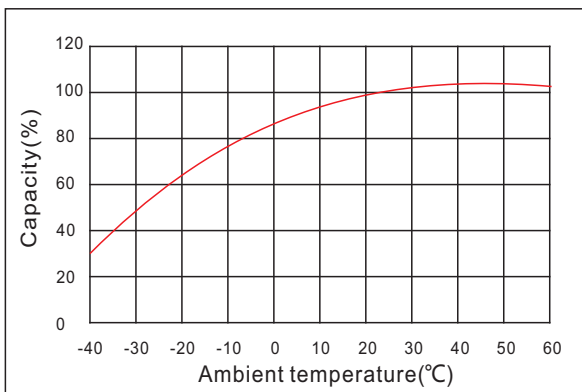
Discharge characteristic



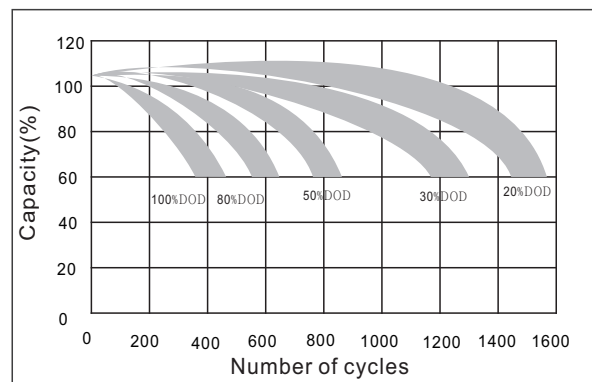
Charging characteristic



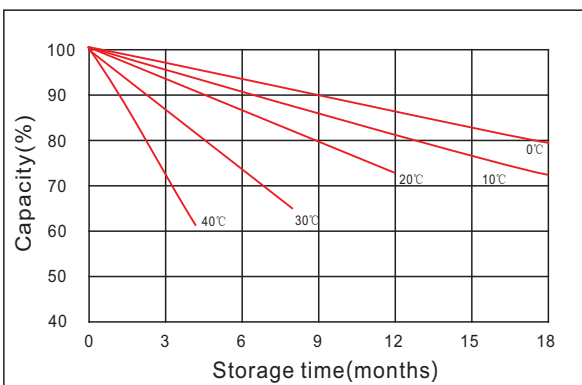
The effect of temperature on capacity



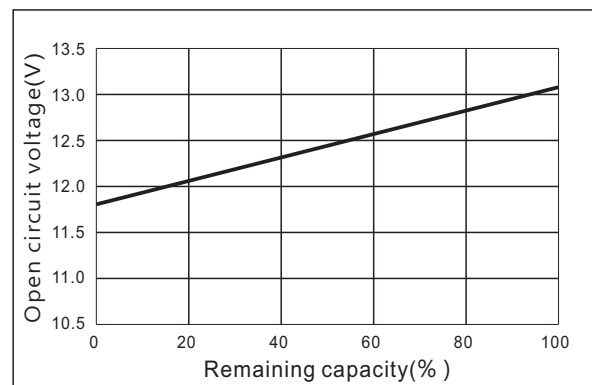
The effect of discharge depth on cycle life



Curves of self-discharge



Curves of open circuit voltage vs. capacity



[www.kiju.com.cn](http://www.kiju.com.cn)    [info@kiju.com.cn](mailto:info@kiju.com.cn)

**Jiangxi Jingjiu Power Science&Technology Co. Ltd.**  
Add: 1388 Fushan No.1 Street, Xiaolan Economic Development Zone, Nanchang City, Jiangxi Province, China.

+86-791-85982779    +86-791-85989842

**Jiangxi Jingjiu Power ( Jiujiang ) Co. Ltd.**  
Add: Xiwang Rd, Aicheng Industrial Park, Yongxiu Country, Jiujiang City, Jiangxi Province, China.

