


6-EVF-150

Executive standard: GB/T 32620.1-2016

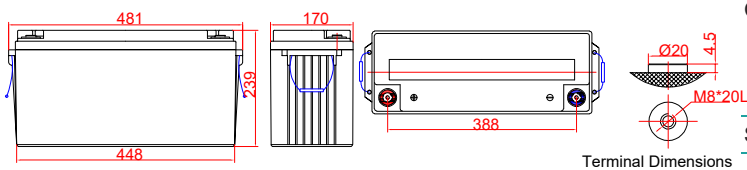


General Features

- High corrosion resistant performance: Pb-Ca multi-alloy grid
- High energy density and power density
- Excellent charge acceptance ability
- Strong high and low temperature performance
- Optimized capability of instant high-current discharging
- Low self-discharge rate



Dimension: 481(L)×170(W)×239(H)×239(TH) Unit: mm



Applications

- Electric vehicle
- Electric wheelchair
- Electric scooter
- Electric play car for children
- Garbage truck
- Patrol car

Specification

Nominal Voltage	12V
Nominal Capacity	150Ah
Design life	5 years
Terminal	M8
Approx. Weight	Approx 50.0kg (110.2lbs)
Container Material	ABS
Rated Capacity	170.0Ah 10Hour Rate (17.0A to 10.5V) 150.0Ah 3Hour Rate (50.0A to 10.5V) 126.0Ah 1Hour Rate (126A to 10.5V)
Operating Temperature	Discharge: -20 ~50°C(-4~ 122°F) Charge: -20 ~50°C(-4~ 122°F) Storage: -20 ~50°C(-4~ 122°F)
Charge Method (25 °C)	Float Use:13.7-13.9V@25 Cycle Use :14.7-14.9V,@25 Max charge current 22.5A
Self discharge	3% of capacity declined per month at 25°C

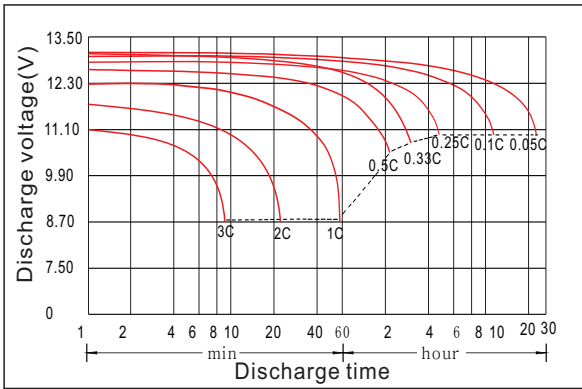
Constant Current Discharge Characteristics Unit: A (25°C, 77°F)

FV/Time	30min	1h	2h	3h	5h	8h	10h	20h
1.60V	226	130	72.1	51.9	33.0	20.8	17.5	9.43
1.65V	222	129	71.7	51.4	32.8	20.6	17.3	9.40
1.70V	218	128	71.0	50.6	32.4	20.4	17.2	9.34
1.75V	216	126	70.0	50.0	32.0	20.2	17.0	9.30
1.80V	207	123	68.8	49.8	31.2	20.2	16.8	9.26
1.85V	189	114	65.2	46.9	29.7	19.3	16.3	9.09

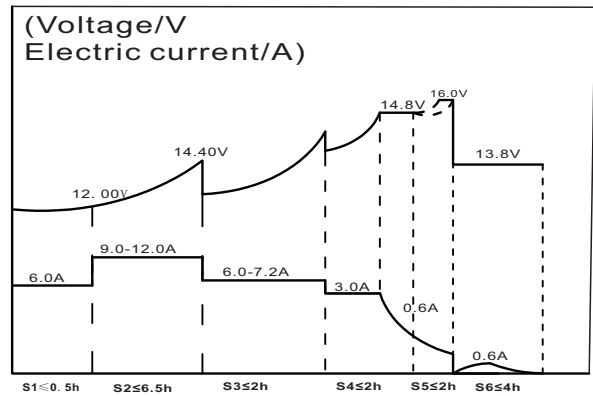
Constant Power Discharge Characteristics Unit: W/cell (25°C, 77°F)

FV/Time	30min	1h	2h	3h	5h	8h	10h	20h
1.60V	409	246	136	98.8	62.5	40.4	33.7	18.7
1.65V	405	244	136	97.5	62.2	40.0	33.3	18.6
1.70V	405	242	135	96.9	61.9	39.8	32.9	18.5
1.75V	403	240	134	96.3	61.5	39.6	32.7	18.4
1.80V	392	237	134	96.1	60.7	39.3	32.4	18.3
1.85V	359	220	128	91.4	58.0	38.0	31.8	18.2

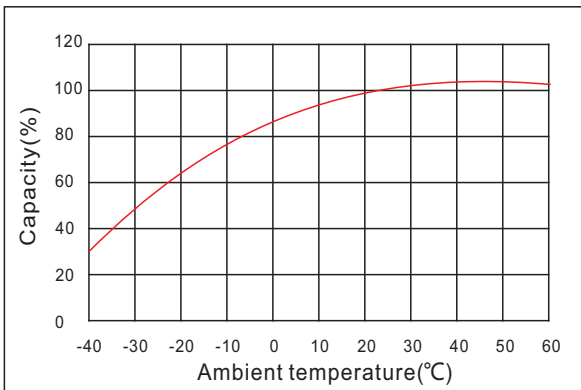
Discharge characteristic



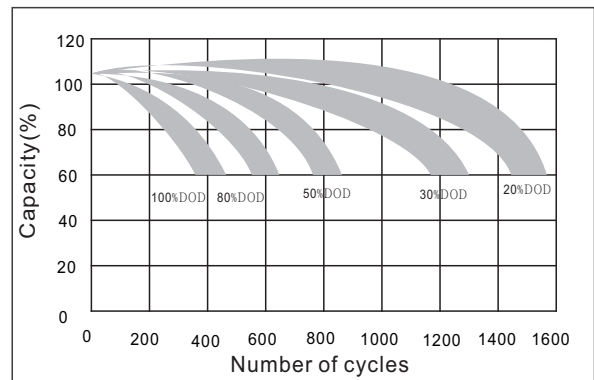
Charging characteristic



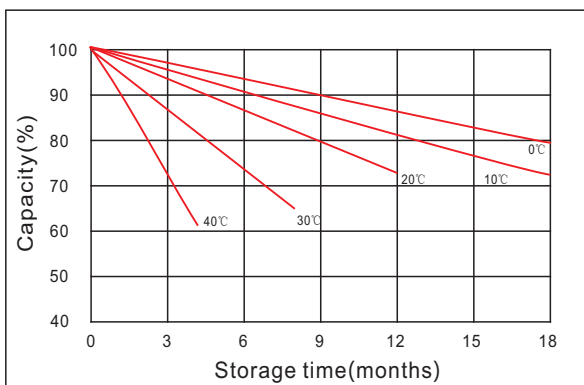
The effect of temperature on capacity



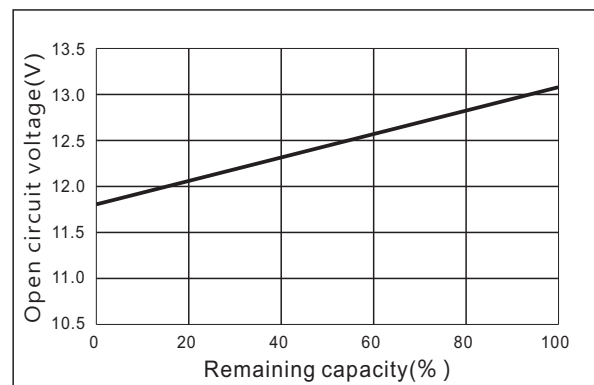
The effect of discharge depth on cycle life



Curves of self-discharge



Curves of open circuit voltage vs. capacity



www.kiju.com.cn info@kiju.com.cn

+86-791-85982779 +86-791-85989842

Jiangxi Jingjiu Power Science&Technology Co. Ltd.
Add: 1388 Fushan No.1 Street, Xiaolan Economic Development Zone, Nanchang City, Jiangxi Province, China.

Jiangxi Jingjiu Power (Jiujiang) Co. Ltd.
Add: Xiwang Rd, Aicheng Industrial Park, Yongxiu Country, jiujiang City, Jiangxi Province, China.

