

## 6-EVF-135

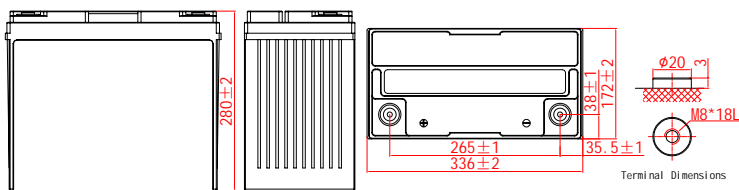


### General Features

- High corrosion resistant performance: Pb-Ca multi-alloy grid
- High energy density and power density
- Excellent charge acceptance ability
- Strong high and low temperature performance
- Optimized capability of instant high-current discharging
- Low self-discharge rate



Dimension: 336(L)×172(W)×279(H)×279(TH) Unit: mm



### Applications

- Electric vehicle
- Electric wheelchair
- Electric scooter
- Electric play car for children
- Garbage truck
- Patrol car

### Specification

Nominal Voltage	12V
Nominal Capacity	135Ah
Design life	5 years
Terminal	M8
Approx. Weight	Approx 45.0kg (99.2lbs)
Container Material	ABS
Rated Capacity	<b>153.0Ah</b> 10Hour Rate (15.3A to 10.5V) <b>135.0Ah</b> 3Hour Rate (45.0A to 10.5V) <b>114.0Ah</b> 1Hour Rate (114A to 10.5V)
Operating Temperature	Discharge: -20 ~50°C(-4~ 122°F) Charge: -20 ~50°C(-4~ 122°F) Storage: -20 ~50°C(-4~ 122°F)
Charge Method (25 °C)	Float Use:13.7-13.9V@25 Cycle Use :14.7-14.9V,@25 Max charge current 20.25A
Self discharge	3% of capacity declined per month at 25°C

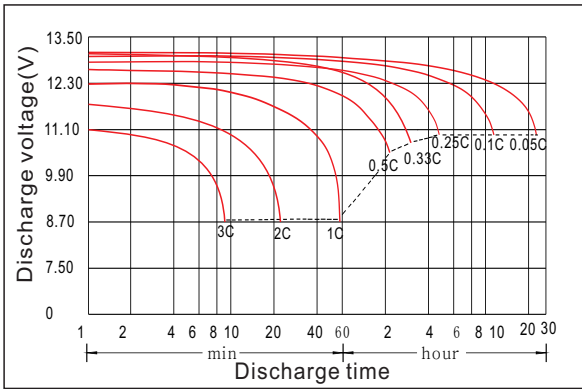
### Constant Current Discharge Characteristics Unit: A (25°C, 77°F)

FV/Time	30min	1h	2h	3h	5h	8h	10h	20h
1.60V	207	117	64.9	46.7	29.9	18.7	15.8	8.52
1.65V	203	117	64.5	46.3	29.7	18.5	15.6	8.49
1.70V	199	116	63.9	45.6	29.4	18.3	15.5	8.43
1.75V	197	114	63.0	45.0	29.0	18.2	15.3	8.40
1.80V	188	111	61.9	44.8	28.3	18.2	15.1	8.37
1.85V	172	103	58.7	42.2	26.9	17.3	14.7	8.21

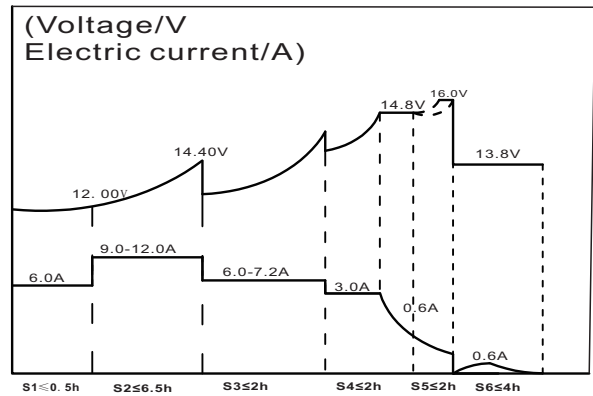
### Constant Power Discharge Characteristics Unit: W/cell (25°C, 77°F)

FV/Time	30min	1h	2h	3h	5h	8h	10h	20h
1.60V	373	223	122	88.9	56.8	36.4	30.3	16.9
1.65V	369	221	122	87.8	56.4	36.0	30.0	16.8
1.70V	369	219	122	87.2	56.1	35.9	29.6	16.7
1.75V	367	217	121	86.7	55.7	35.7	29.5	16.6
1.80V	357	215	121	86.5	55.0	35.3	29.1	16.6
1.85V	328	199	115	82.2	52.5	34.2	28.6	16.4

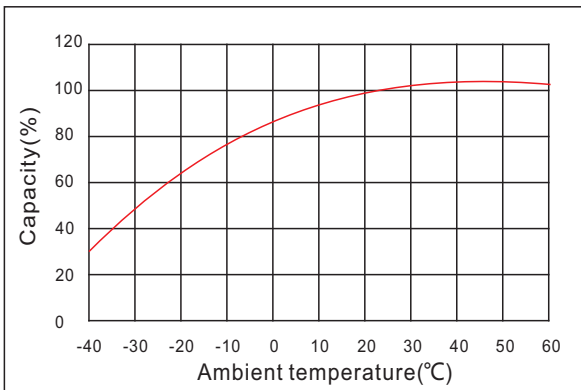
### Discharge characteristic



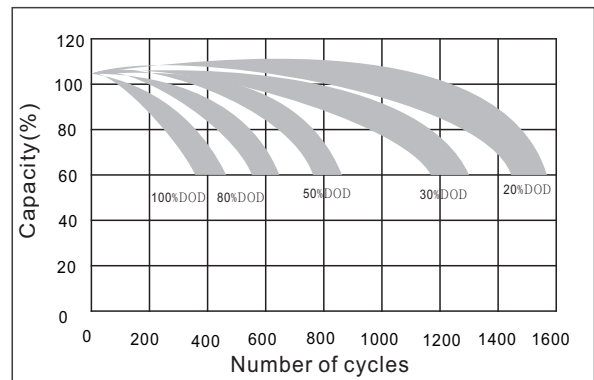
### Charging characteristic



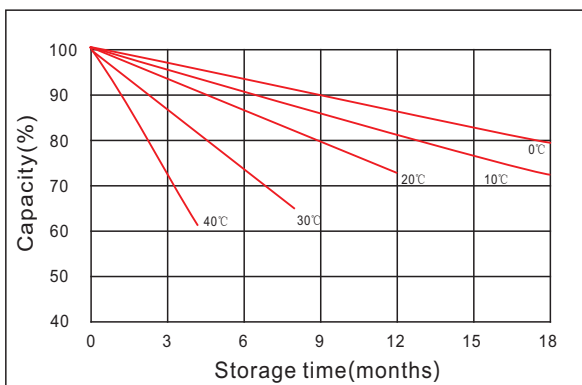
### The effect of temperature on capacity



### The effect of discharge depth on cycle life



### Curves of self-discharge



### Curves of open circuit voltage vs. capacity

