

6-EVF-110

Executive standard: GB/T 32620.1-2016

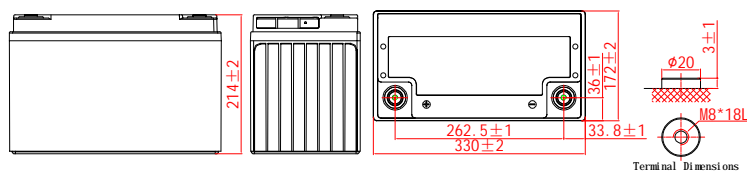


General Features

- High corrosion resistant performance: Pb-Ca multi-alloy grid
- High energy density and power density
- Excellent charge acceptance ability
- Strong high and low temperature performance
- Optimized capability of instant high-current discharging
- Low self-discharge rate



Dimension: 330(L)×172(W)×214(H)×214(TH) Unit: mm



Applications

- Electric vehicle
- Electric wheelchair
- Electric scooter
- Electric play car for children
- Garbage truck
- Patrol car

Specification

Nominal Voltage	12V
Nominal Capacity	110Ah
Design life	5 years
Terminal	M8
Approx. Weight	Approx 34.5kg (76.1lbs)
Container Material	ABS
Rated Capacity	132.0Ah 20Hour Rate (6.60A to 10.5V)
	110.0Ah 3Hour Rate (36.7A to 10.5V)
	90.0Ah 1Hour Rate (90.0A to 10.5V)
Operating Temperature	Discharge: -20 ~50°C(-4~ 122°F)
	Charge: -20 ~50°C(-4~ 122°F)
	Storage: -20 ~50°C(-4~ 122°F)
	Float Use:13.7-13.9V@25
Charge Method (25 °C)	Cycle Use :14.7-14.9V,@25
	Max charge current 16.5A
Self discharge	3% of capacity declined per month at 25°C

Constant Current Discharge Characteristics Unit: A (25°C, 77°F)

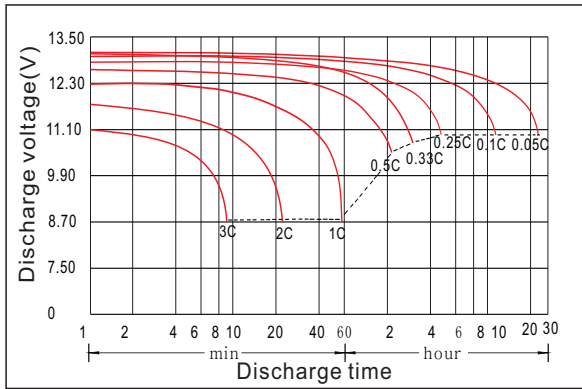
FV/Time	30min	1h	2h	3h	5h	8h	10h	20h
1.60V	164	92.6	49.4	38.1	23.7	15.0	12.7	6.70
1.65V	160	92.0	49.1	37.8	23.6	14.9	12.5	6.67
1.70V	157	91.4	48.7	37.2	23.3	14.7	12.4	6.63
1.75V	156	90.0	48.0	36.7	23.0	14.6	12.3	6.60
1.80V	149	87.7	47.1	36.5	22.4	14.6	12.2	6.57
1.85V	136	81.3	44.7	34.4	21.3	13.9	11.8	6.45

Constant Power Discharge Characteristics Unit: W/cell (25°C, 77°F)

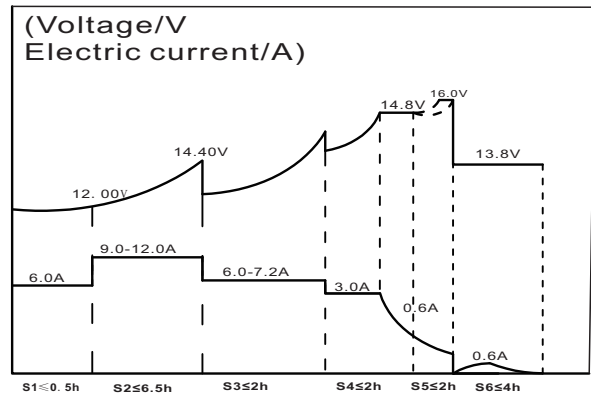
FV/Time	30min	1h	2h	3h	5h	8h	10h	20h
1.60V	296	176	93.3	72.5	45.0	29.2	24.4	13.3
1.65V	293	174	93.0	71.6	44.7	29.0	24.1	13.2
1.70V	293	173	92.7	71.1	44.5	28.8	23.8	13.1
1.75V	291	171	92.2	70.7	44.2	28.7	23.7	13.1
1.80V	283	170	91.9	70.5	43.6	28.4	23.4	13.0
1.85V	259	157	87.8	67.1	41.7	27.5	23.0	12.9

6-EVF-110

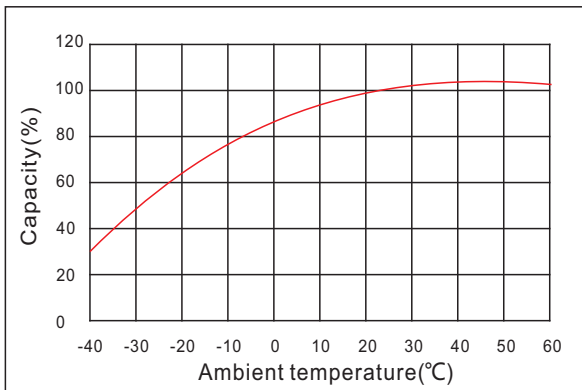
Discharge characteristic



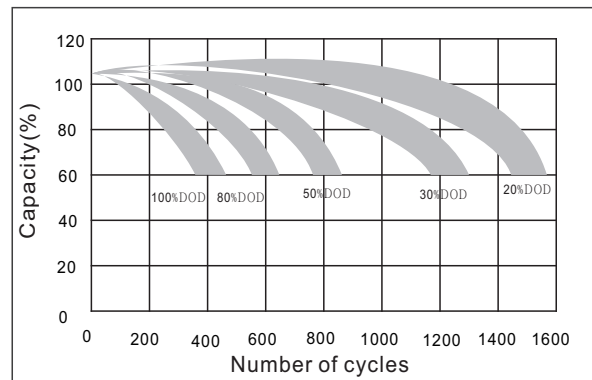
Charging characteristic



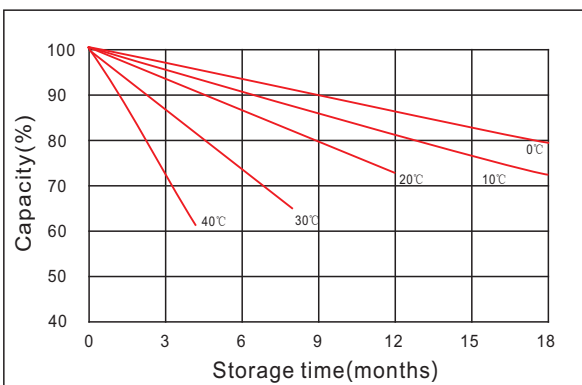
The effect of temperature on capacity



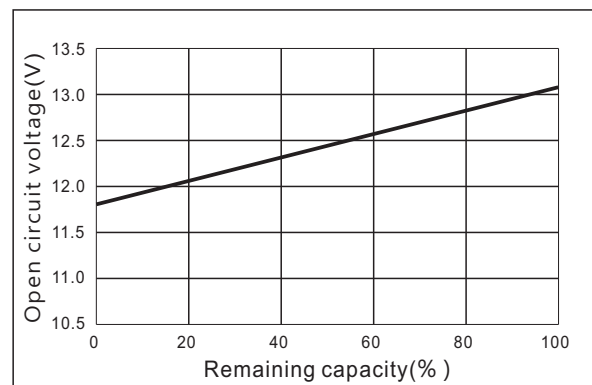
The effect of discharge depth on cycle life



Curves of self-discharge



Curves of open circuit voltage vs. capacity



www.kiju.com.cn info@kiju.com.cn

Jiangxi Jingjiu Power Science & Technology Co. Ltd.
Add: 1388 Fushan No.1 Street, Xiaolan Economic Development Zone, Nanchang City, Jiangxi Province, China.

+86-791-85982779 +86-791-85989842

Jiangxi Jingjiu Power (Jiujiang) Co. Ltd.
Add: Xiwang Rd, Aicheng Industrial Park, Yongxiu Country, Jiujiang City, Jiangxi Province, China.

