

6-EVF-100D

Executive standard: GB/T 32620.1-2016

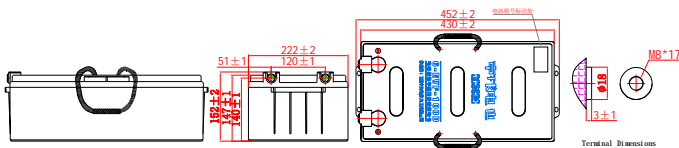


General Features

- High corrosion resistant performance: Pb-Ca multi-alloy grid
- High energy density and power density
- Excellent charge acceptance ability
- Strong high and low temperature performance
- Optimized capability of instant high-current discharging
- Low self-discharge rate



Dimension: 452(L)×222(W)×146(H)×152(TH) Unit: mm



Applications

- Electric vehicle
- Electric wheelchair
- Electric scooter
- Electric play car for children
- Garbage truck
- Patrol car

Specification

Nominal Voltage	12V
Nominal Capacity	100Ah
Design life	5 years
Terminal	M8
Approx. Weight	Approx 36.5kg (80.5lbs)
Container Material	ABS
Rated Capacity	114.0Ah 10Hour Rate (11.4A to 10.5V) 100.0Ah 3Hour Rate (33.4A to 10.5V) 80.0Ah 1Hour Rate (80.0A to 10.5V)
Operating Temperature	Discharge: -20 ~50°C (-4~ 122°F) Charge: -20 ~50°C (-4~ 122°F) Storage: -20 ~50°C (-4~ 122°F) Float Use: 13.7-13.9V@25 Cycle Use :14.7-14.9V,@25 Max charge current 15.0A
Charge Method (25 °C)	
Self discharge	3% of capacity declined per month at 25°C

Constant Current Discharge Characteristics Unit: A (25°C, 77°F)

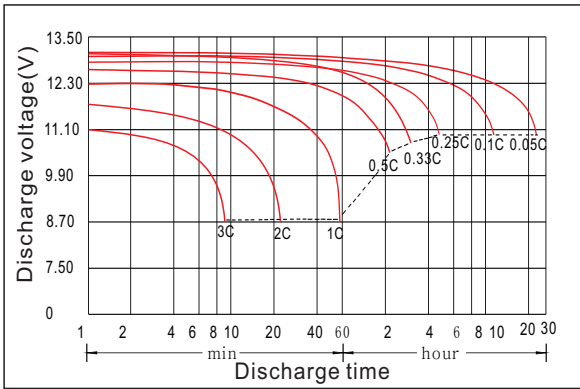
FV/Time	30min	1h	2h	3h	5h	8h	10h	20h
1.60V	151	82.3	47.4	34.6	22.2	13.9	11.7	6.34
1.65V	148	81.8	47.1	34.4	22.0	13.8	11.6	6.31
1.70V	145	81.2	46.7	33.8	21.8	13.7	11.5	6.28
1.75V	144	80.0	46.0	33.4	21.5	13.5	11.4	6.25
1.80V	138	78.0	45.2	33.3	21.0	13.5	11.3	6.22
1.85V	126	72.3	42.9	31.3	19.9	12.9	10.9	6.11

Constant Power Discharge Characteristics Unit: W/cell (25°C, 77°F)

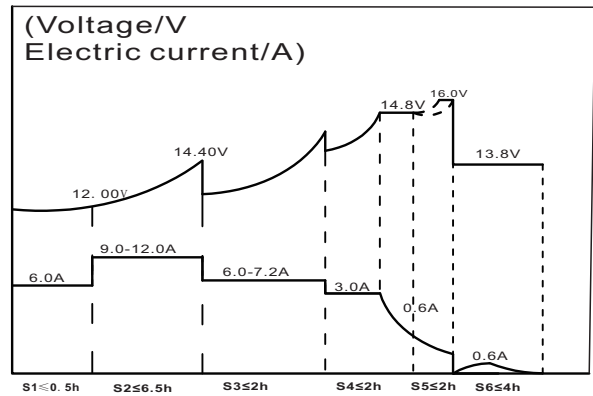
FV/Time	30min	1h	2h	3h	5h	8h	10h	20h
1.60V	273	156	89.4	66.0	42.1	27.1	22.6	12.6
1.65V	270	155	89.1	65.2	41.8	26.8	22.3	12.5
1.70V	270	153	88.9	64.7	41.6	26.7	22.1	12.4
1.75V	269	152	88.3	64.3	41.3	26.6	21.9	12.4
1.80V	261	151	88.1	64.2	40.8	26.3	21.7	12.3
1.85V	240	140	84.1	61.0	38.9	25.5	21.3	12.2

6-EVF-100D

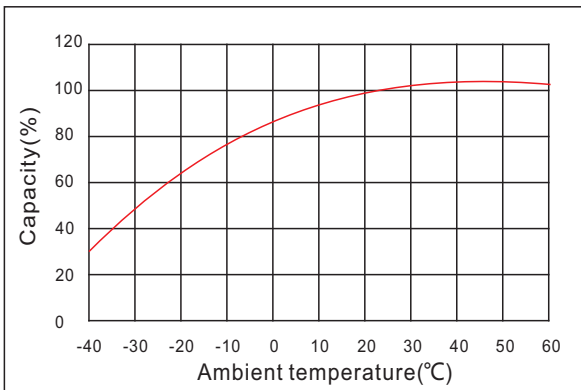
Discharge characteristic



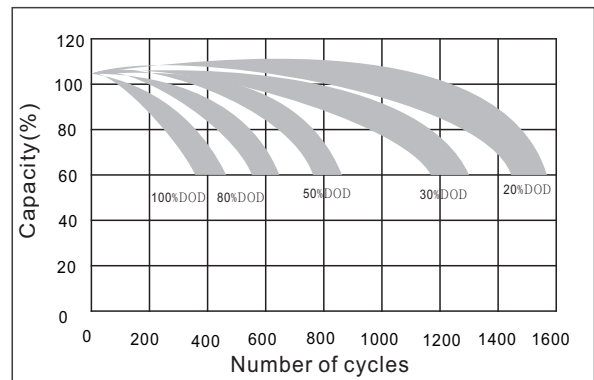
Charging characteristic



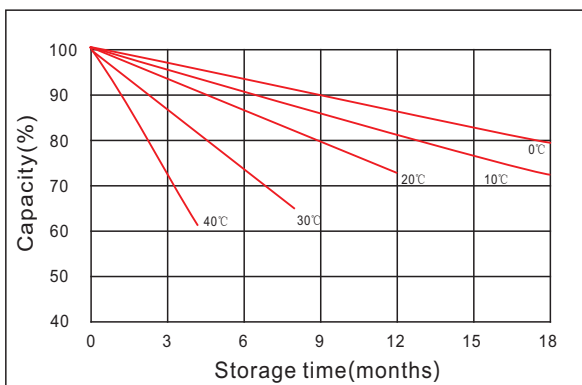
The effect of temperature on capacity



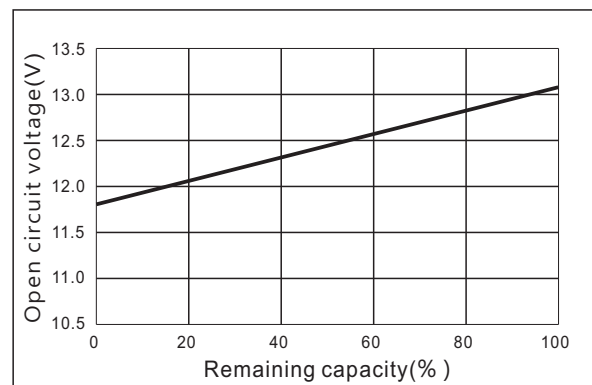
The effect of discharge depth on cycle life



Curves of self-discharge



Curves of open circuit voltage vs. capacity



www.kiju.com.cn info@kiju.com.cn

Jiangxi Jingjiu Power Science & Technology Co. Ltd.
Add: 1388 Fushan No.1 Street, Xiaolan Economic Development Zone, Nanchang City, Jiangxi Province, China.

+86-791-85982779 +86-791-85989842

Jiangxi Jingjiu Power (Jiujiang) Co. Ltd.
Add: Xiwang Rd, Aicheng Industrial Park, Yongxiu Country, Jiujiang City, Jiangxi Province, China.

