

6-DZF-12.0



Applications

- › Electric vehicle
- › Electric wheelchair
- › Electric scooter
- › Electric play car for children
- › Garbage truck
- › Patrol car

Specification

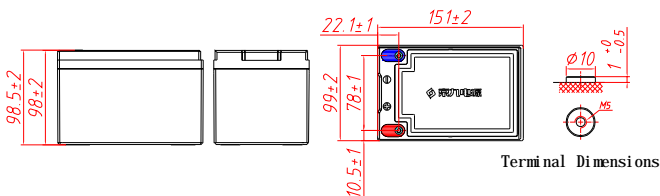
Nominal Voltage	12V
Nominal Capacity	12.0Ah
Design life	5 years
Terminal	M5
Approx. Weight	Approx3.85kg (8.49lbs)
Container Material	ABS
Rated Capacity	14.0Ah 10Hour Rate (1.40A to 10.5V) 12.0Ah 2Hour Rate (6.00A to 10.5V) 11.8Ah 1Hour Rate (11.8A to 10.5V)
Operating Temperature	Discharge: -20 ~50°C(-4~ 122°F) Charge: -20 ~50°C(-4~ 122°F) Storage: -20 ~50°C(-4~ 122°F)
Charge Method (25 °C)	Float Use:13.7-13.9V@25°C Cycle Use :14.7-14.9V,@25°C Max charge current 1.80A
Self discharge	3% of capacity declined per month at 25°C

General Features

- › High Corrosion Resistant Performance: Pb-Ca multi-alloy grid
- › High Energy Density and Power Density
- › Excellent Charge Acceptance Ability
- › Strong High and Low Temperature Performance
- › Optimized Capability of instant High-current Discharging
- › Low self-discharge rate



Dimension: 151(L)×99(W)×98(H)×98.5(TH) Unit: mm



Terminal Dimensions

Constant Current Discharge Characteristics Unit: A (25°C, 77°F)

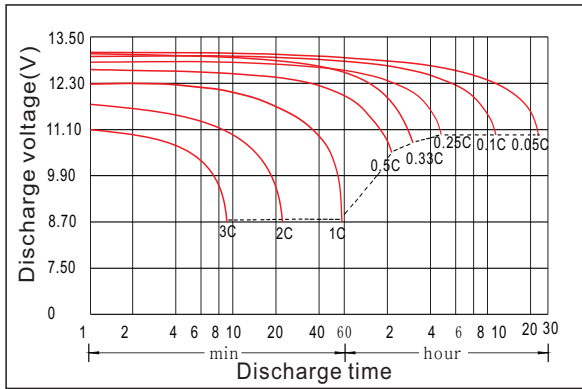
FV/Time	5min	15min	30min	1h	2h	3h	5h	8h	10h	20h
1.60V	61.0	32.7	18.9	12.2	6.20	4.31	2.68	1.71	1.44	0.776
1.65V	59.0	31.7	18.6	12.1	6.15	4.27	2.67	1.70	1.43	0.770
1.70V	56.9	31.1	18.2	12.0	6.10	4.21	2.63	1.68	1.42	0.765
1.75V	52.2	30.0	18.0	11.8	6.00	4.20	2.60	1.67	1.40	0.760
1.80V	46.9	28.1	17.2	11.5	5.90	4.16	2.54	1.66	1.38	0.750
1.85V	41.9	25.0	15.7	10.7	5.60	3.91	2.41	1.58	1.34	0.739

Constant Power Discharge Characteristics Unit: W/cell(25°C, 77°F)

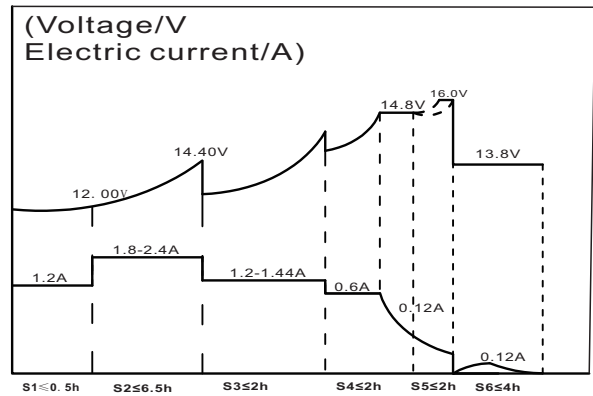
FV/Time	5min	15min	30min	1h	2h	3h	5h	8h	10h	20h
1.60V	102.3	57.4	34.2	23.1	11.7	8.20	5.10	3.32	2.77	1.53
1.65V	98.1	56.9	33.9	22.8	11.6	8.10	5.05	3.29	2.74	1.52
1.70V	97.6	56.1	33.8	22.7	11.6	8.09	4.99	3.28	2.71	1.51
1.75V	91.3	55.8	33.6	22.4	11.5	8.03	4.98	3.26	2.69	1.50
1.80V	84.0	52.7	32.7	22.2	11.5	8.00	4.95	3.23	2.66	1.50
1.85V	74.6	47.3	30.0	20.7	11.0	7.59	4.70	3.13	2.62	1.48

6-DZF-12.0

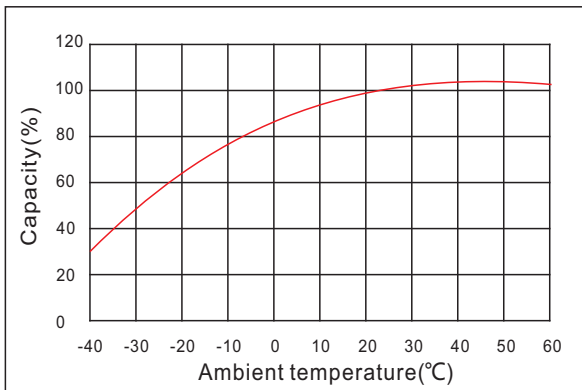
Discharge characteristic



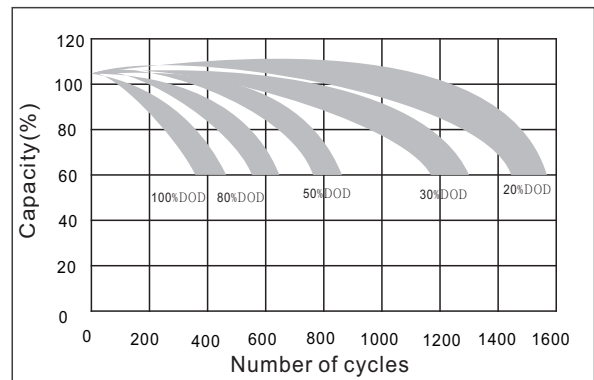
Charging characteristic



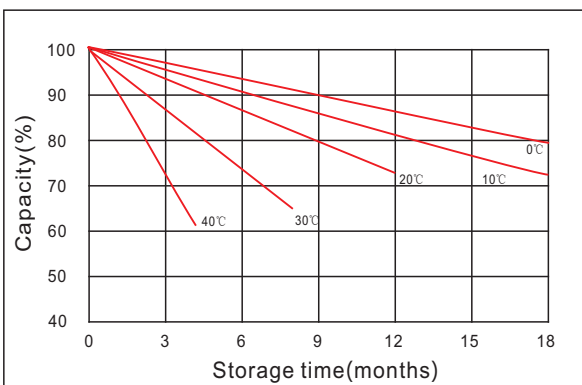
The effect of temperature on capacity



The effect of discharge depth on cycle life



Curves of self-discharge



Curves of open circuit voltage vs. capacity

