

## 6-DM F-25



### Applications

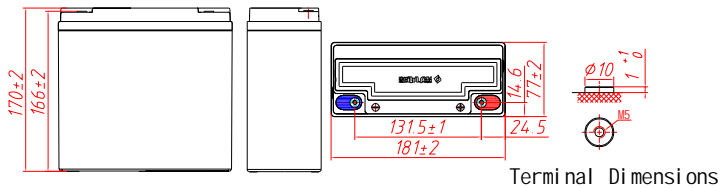
- > Electric vehicle
- > Electric wheelchair
- > Electric scooter
- > Electric play car for children
- > Garbage truck
- > Patrol car

### General Features

- > High Corrosion Resistant Performance: Pb-Ca multi-alloy grid
- > High Energy Density and Power Density
- > Excellent Charge Acceptance Ability
- > Strong High and Low Temperature Performance
- > Optimized Capability of instant High-current Discharging
- > Low self-discharge rate



Dimension: 181(L)×77(W)×170(H)×170(TH) Unit: mm



Terminal Dimensions

### Specification

Nominal Voltage	12V
Nominal Capacity	25Ah
Design life	5 years
Terminal	M5
Approx. Weight	Approx 7.10kg (15.7lbs)
Container Material	ABS
	<b>27.5Ah</b> 10Hour Rate (2.75A to 10.5V)
	<b>25.0Ah</b> 3Hour Rate (8.30A to 10.5V)
	<b>20.0Ah</b> 1Hour Rate (20.0A to 10.5V)
Operating Temperature	Discharge: -20 ~50°C (-4 ~ 122°F) Charge: -20 ~50°C (-4 ~ 122°F) Storage: -20 ~50°C (-4 ~ 122°F)
Charge Method (25 °C)	Float Use: 13.7-13.9V@25°C Cycle Use :14.7-14.9V, @25°C Max charge current 3.75A
Self discharge	3% of capacity declined per month at 25°C

### Constant Current Discharge Characteristics Unit: A (25°C, 77°F)

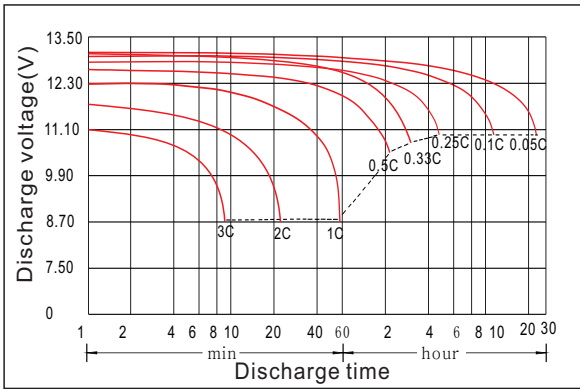
FV/Time	5min	15min	30min	1h	2h	3h	5h	8h	10h	20h
1.60V	117	62.7	37.7	20.6	12.5	8.51	5.36	3.36	2.83	1.48
1.65V	113	60.8	37.1	20.4	12.4	8.44	5.33	3.33	2.80	1.47
1.70V	109	59.7	36.3	20.3	12.3	8.32	5.26	3.30	2.78	1.46
1.75V	100	57.5	36.0	20.0	12.1	8.30	5.20	3.28	2.75	1.45
1.80V	89.8	53.8	34.4	19.5	11.9	8.23	5.07	3.27	2.72	1.43
1.85V	80.3	47.9	31.4	18.1	11.3	7.73	4.82	3.11	2.64	1.41

### Constant Power Discharge Characteristics Unit: W/cell(25°C, 77°F)

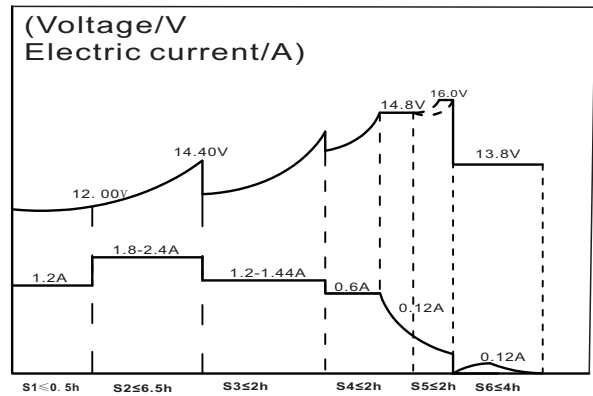
FV/Time	5min	15min	30min	1h	2h	3h	5h	8h	10h	20h
1.60V	196	110	68.3	39.1	23.5	16.2	10.2	6.53	5.45	2.91
1.65V	188	109	67.7	38.7	23.4	16.1	10.1	6.47	5.39	2.90
1.70V	187	108	67.5	38.4	23.3	16.0	9.98	6.44	5.32	2.89
1.75V	175	107	67.1	38.0	23.2	15.9	9.96	6.41	5.29	2.87
1.80V	161	101	65.3	37.7	23.1	15.8	9.89	6.35	5.23	2.86
1.85V	143	90.6	59.9	35.0	22.2	15.0	9.39	6.14	5.14	2.83

# 6-DM F-25

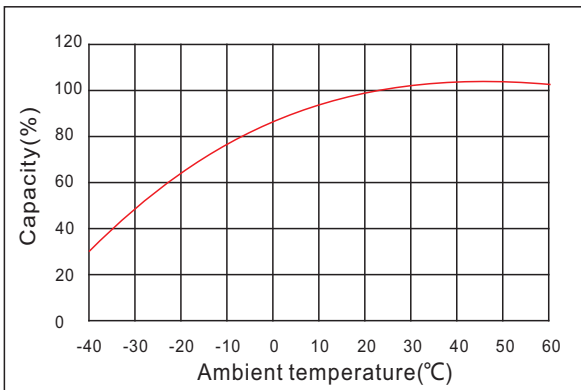
## Discharge characteristic



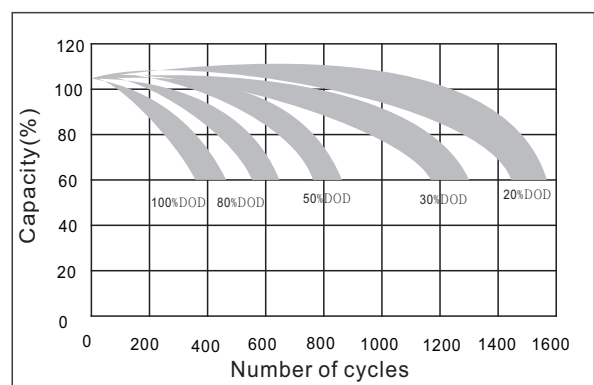
## Charging characteristic



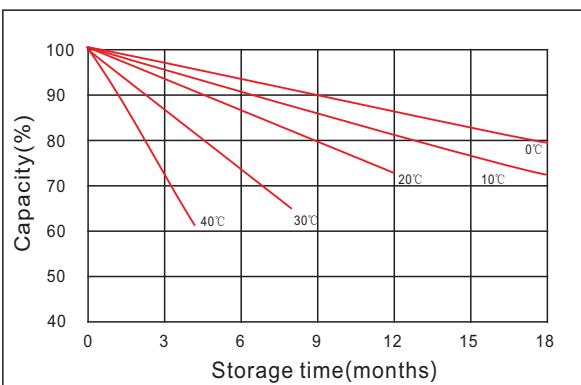
## The effect of temperature on capacity



## The effect of discharge depth on cycle life



## Curves of self-discharge



## Curves of open circuit voltage vs. capacity

