

4-EVF-170



Electric vehicle battery expert

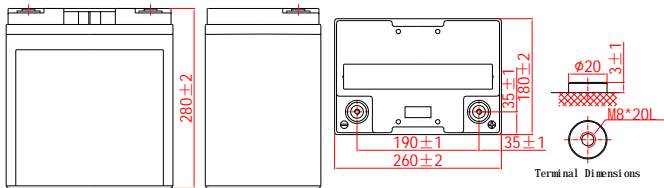
Executive standard: GB/T 32620.1-2016

General Features

- > High corrosion resistant performance: Pb-Ca multi-alloy grid
- > High energy density and power density
- > Excellent charge acceptance ability
- > Strong high and low temperature performance
- > Optimized capability of instant high-current discharging
- > Low self-discharge rate



Dimension: 260(L) x 180(W) x 280(H) x 280(TH) Unit: mm



Applications

- > Electric vehicle
- > Electric wheelchair
- > Electric scooter
- > Electric play car for children
- > Garbage truck
- > Patrol car

Specification

Nominal Voltage	8V
Nominal Capacity	170Ah
Design life	5 years
Terminal	M8
Approx. Weight	Approx 36.5kg (80.5lbs)
Container Material	ABS
Rated Capacity	190.0Ah 10Hour Rate (19.0A to 10.5V) 170.0Ah 3Hour Rate (56.7A to 10.5V) 147.0Ah 1Hour Rate (147A to 10.5V)
Operating Temperature	Discharge: -20 ~ 50°C (-4 ~ 122°F) Charge: -20 ~ 50°C (-4 ~ 122°F) Storage: -20 ~ 50°C (-4 ~ 122°F)
Charge Method (25 °C)	Float Use: 9.00-9.20V @ 25 Cycle Use : 9.60-10.0V, @ 25 Max charge current 25.5A
Self discharge	3% of capacity declined per month at 25°C

Constant Current Discharge Characteristics Unit: A (25°C, 77°F)

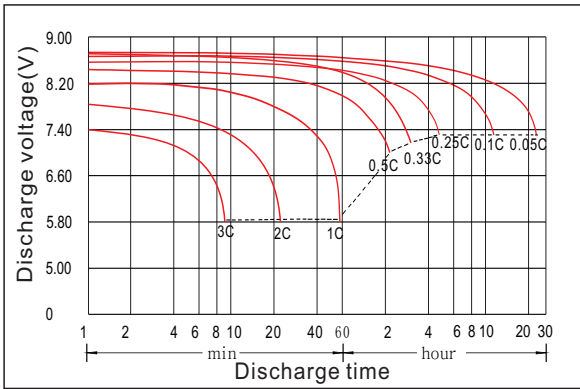
FV/Time	30min	1h	2h	3h	5h	8h	10h	20h
1.60V	256	151	80.3	58.8	37.1	23.2	19.6	10.8
1.65V	251	150	79.8	58.3	36.9	23.0	19.4	10.7
1.70V	246	149	79.2	57.4	36.4	22.8	19.2	10.6
1.75V	244	147	78.0	56.7	36.0	22.6	19.0	10.6
1.80V	233	143	76.6	56.5	35.1	22.6	18.8	10.6
1.85V	213	133	72.7	53.2	33.4	21.5	18.2	10.4

Constant Power Discharge Characteristics Unit: W/cell (25°C, 77°F)

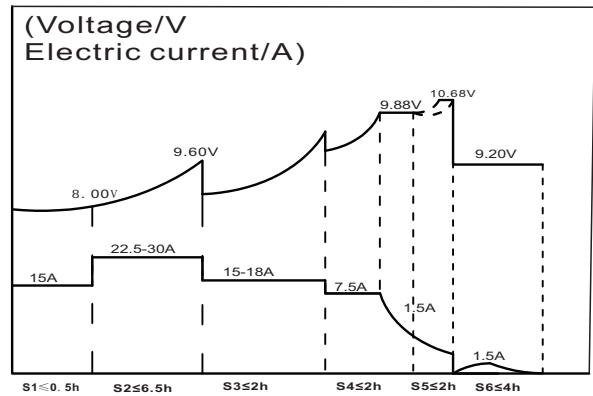
FV/Time	30min	1h	2h	3h	5h	8h	10h	20h
1.60V	462	287	152	112	70.5	45.1	37.6	21.3
1.65V	457	285	151	111	70.0	44.7	37.2	21.2
1.70V	457	282	151	110	69.6	44.5	36.8	21.1
1.75V	455	280	150	109	69.1	44.3	36.6	21.0
1.80V	443	277	149	109	68.3	43.9	36.2	20.9
1.85V	406	257	143	104	65.2	42.4	35.5	20.7

4-EVF-170

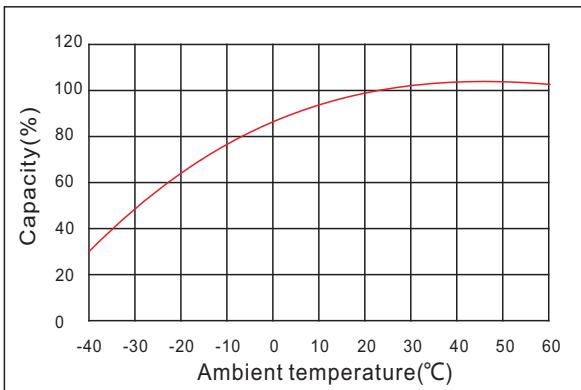
Discharge characteristic



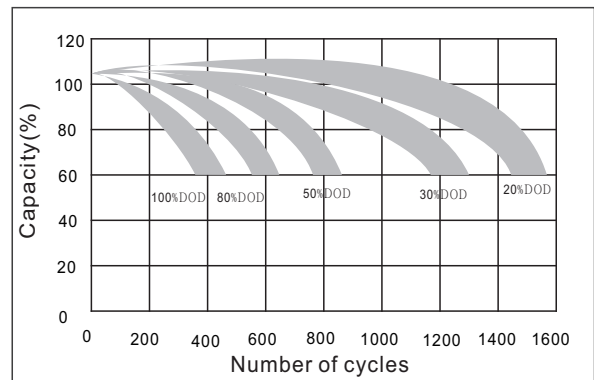
Charging characteristic



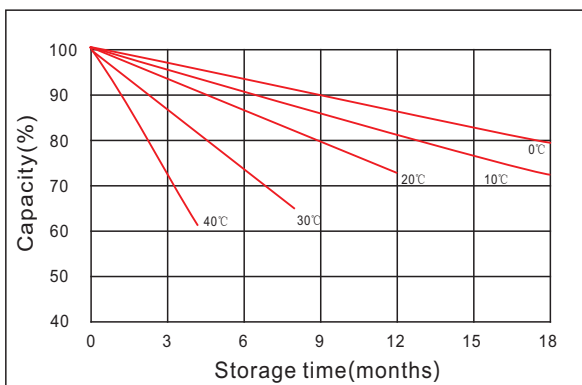
The effect of temperature on capacity



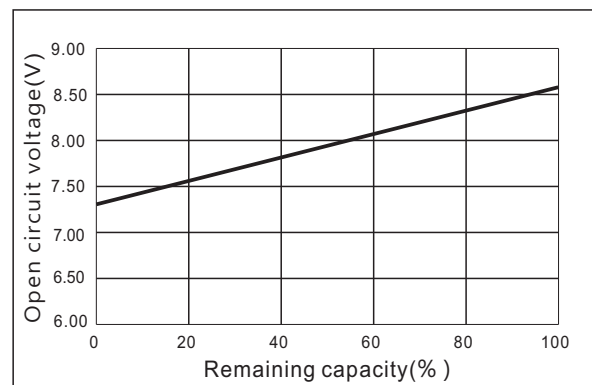
The effect of discharge depth on cycle life



Curves of self-discharge



Curves of open circuit voltage vs. capacity



www.kiju.com.cn info@kiju.com.cn

Jiangxi Jingjiu Power Science&Technology Co. Ltd.
Add: 1388 Fushan No.1 Street, Xiaolan Economic Development Zone, Nanchang City, Jiangxi Province, China.

+86-791-85982779 +86-791-85989842

Jiangxi Jingjiu Power (Jiujiang) Co. Ltd.
Add: Xiwang Rd, Aicheng Industrial Park, Yongxiu Country, jiujiang City, Jiangxi Province, China.

