

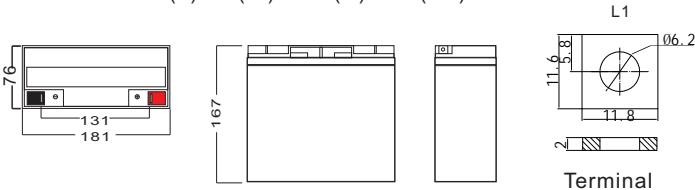


General Features

- High corrosion resistant performance: Pb-Ca multi-alloy grid
- High energy density and power density
- Optimized capability of instant high-current discharging
- Excellent charge acceptance ability
- Excellent deep cycle discharge capability
- Strong high and low temperature performance
- Precision sealing technology



Dimension: 181(L)×76(W)×167(H)×167(TH) Unit: mm



Applications

- UPS/EPS
- Power systems
- Telecommunications system
- Emergency lighting、Auto control system
- Solar/wind generating storage cyclic
- Other general purpose

Specification

Nominal Voltage	12V
Nominal Capacity	22.0Ah
Design life	5 years
Terminal	L1
Approx. Weight	Approx5.80kg (12.8lbs)
Container Material	ABS
Rated Capacity	22.0Ah → 20Hour Rate (1.10A to 10.5V)
	17.6Ah → 3Hour Rate (5.85A to 10.2V)
	14.6Ah → 1Hour Rate (14.6A to 9.60V)
Internal resistance	Full charged at 25°C: 13.6 mΩ
Max. Discharge Current	330A(5S)
Operating Temperature	Discharge: -20 ~50°C(-4~ 122°F)
	Charge: -20 ~50°C(-4~ 122°F)
	Storage: -20 ~50°C(-4~ 122°F)
Charge current:	Max.5.50A ; Recom.2.20A
Charge Method (25 °C)	Float Charge:13.5-13.8V,recom.13.8V(-18mV/ °C)
	Equalize charge:13.8-14.1V,recom.14.1V(-24mV/ °C)
	Cycle charge:14.4-15.0V,recom.14.7V(-30mV/ °C)
Self discharge	3% of capacity declined per month at 25°C

Constant Current Discharge Characteristics Unit: A (25°C, 77°F)

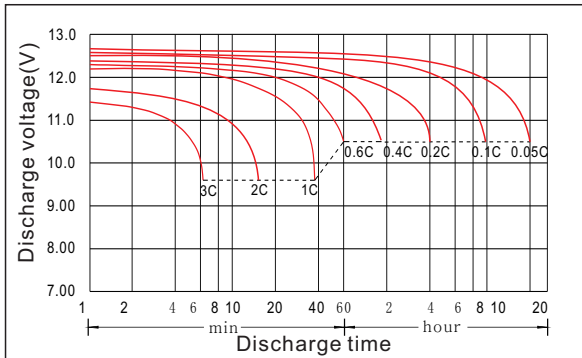
FV/Time	5min	10min	15min	30min	45min	1h	1.5h	2h	3h	4h	5h	6h	8h	10h	20h
1.60V	88.0	57.6	42.9	28.1	17.9	14.6	8.95	8.40	6.13	4.91	4.18	3.17	2.76	2.20	1.18
1.65V	87.4	55.1	39.3	26.7	16.8	13.7	8.87	8.07	5.96	4.76	4.09	3.14	2.71	2.18	1.15
1.70V	71.5	51.8	36.7	25.9	16.3	13.3	8.66	7.91	5.85	4.51	4.04	3.07	2.67	2.13	1.13
1.75V	66.5	49.3	34.2	25.3	15.7	12.8	8.50	7.71	5.76	4.44	3.87	3.01	2.60	2.09	1.10
1.80V	61.1	46.5	31.8	24.4	15.2	12.4	8.30	7.51	5.44	4.35	3.71	2.94	2.54	2.04	1.07
1.85V	54.5	43.1	28.3	22.4	14.1	11.5	8.05	7.14	5.12	4.22	3.54	2.85	2.43	1.98	1.05

Constant Power Discharge Characteristics Unit: W/cell(25°C, 77°F)

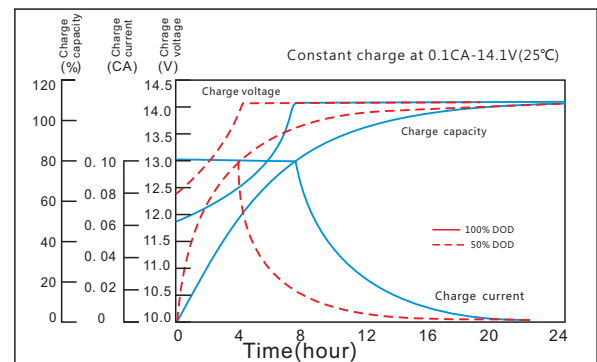
FV/Time	5min	10min	15min	30min	45min	1h	1.5h	2h	3h	4h	5h	6h	8h	10h	20h
1.60V	166	104	78.5	47.5	32.3	26.9	18.0	15.8	11.6	9.29	7.89	6.25	5.20	4.26	2.33
1.65V	153	98.2	73.7	47.2	30.4	25.3	17.6	15.2	11.2	9.00	7.74	6.13	5.12	4.18	2.27
1.70V	139	95.1	70.4	47.0	29.4	24.5	17.5	14.8	11.1	8.55	7.51	6.09	5.07	4.15	2.25
1.75V	126	92.2	67.8	46.6	28.6	23.8	17.1	14.5	10.9	8.44	7.37	5.94	4.86	4.05	2.20
1.80V	113	89.3	64.8	46.2	28.1	23.4	16.8	14.4	10.6	8.37	7.18	5.82	4.70	3.97	2.19
1.85V	101	83.5	58.0	42.3	26.3	21.9	16.5	13.8	10.1	8.24	6.85	5.73	4.50	3.91	2.17

JS12-22

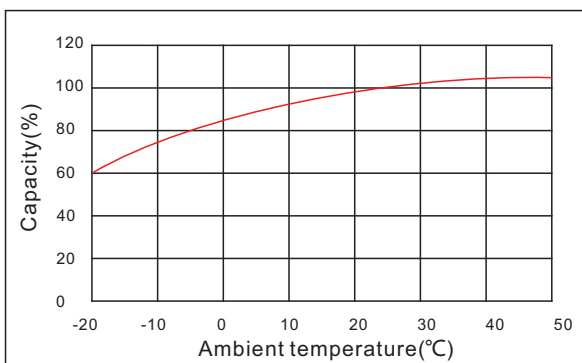
Discharge characteristic



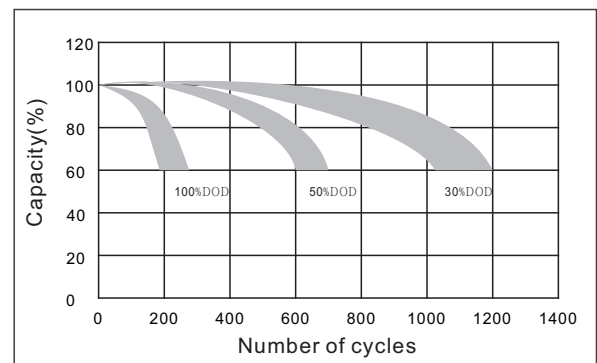
Charging characteristic



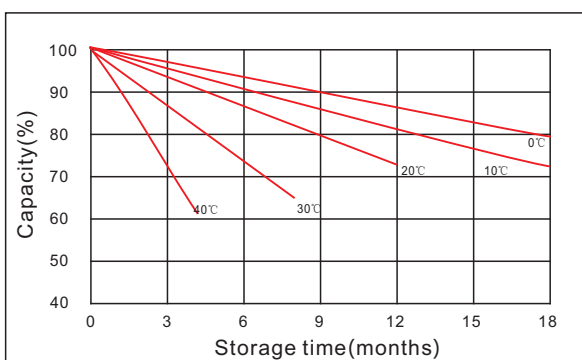
The effect of temperature on capacity



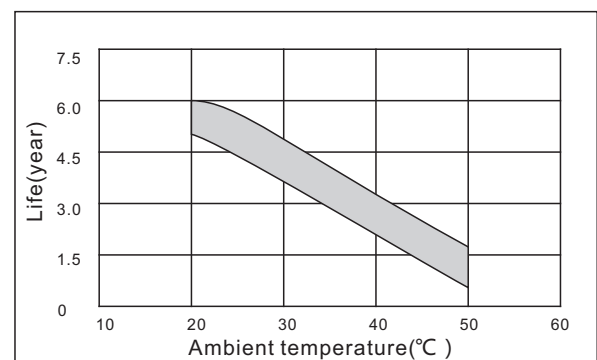
The effect of discharge depth on cycle life



Curves of self-discharge



The effect of temperature on float life



www.kijo.com.cn info@kijo.com.cn

Jiangxi Jingjiu Power Science&Technology Co. Ltd.
Add: 1388 Fushan No.1 Street, Xiaolan Economic Development Zone, Nanchang City, Jiangxi Province, China.

+86-791-85982779 +86-791-85989842

Jiangxi Jingjiu Power (Jiujiang) Co. Ltd.
Add: Xiwang Rd, Aicheng Industrial Park, Yongxiu Country, jiujiang City, Jiangxi Province, China.

