

6-EVF-65

Executive standard: GB/T 32620.1-2016

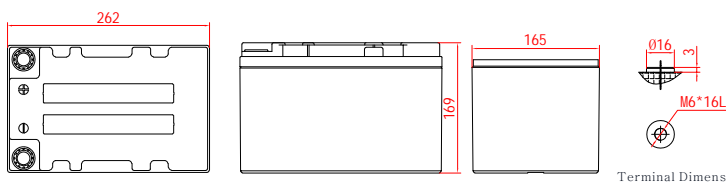


General Features

- High corrosion resistant performance: Pb-Ca multi-alloy grid
- High energy density and power density
- Excellent charge acceptance ability
- Strong high and low temperature performance
- Optimized capability of instant high-current discharging
- Low self-discharge rate



Dimension: 262(L)×165(W)×163(H)×169(TH) Unit: mm



Applications

- Electric vehicle
- Electric wheelchair
- Electric scooter
- Electric play car for children
- Garbage truck
- Patrol car

Specification

Nominal Voltage	12V
Nominal Capacity	65Ah
Design life	5 years
Terminal	M6
Approx. Weight	Approx 20.1kg (44.3lbs)
Container Material	ABS
Rated Capacity	76.0Ah 20Hour Rate (3.80A to 10.5V) 65.1Ah 3Hour Rate (21.7A to 10.5V) 51.0Ah 1Hour Rate (51.0A to 10.5V)
Operating Temperature	Discharge: -20 ~50°C (-4 ~ 122°F) Charge: -20 ~50°C (-4 ~ 122°F) Storage: -20 ~50°C (-4 ~ 122°F) Float Use: 13.7-13.9V@25 Cycle Use : 14.7-14.9V,@25 Max charge current 9.75A
Self discharge	3% of capacity declined per month at 25°C

Constant Current Discharge Characteristics Unit: A (25°C, 77°F)

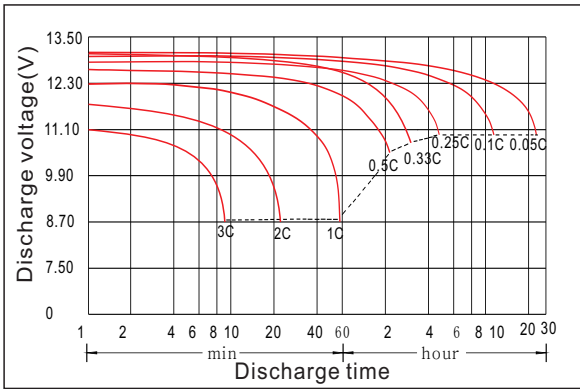
FV/Time	30min	1h	2h	3h	5h	8h	10h	20h
1.60V	82.8	52.4	29.8	22.5	13.9	8.91	7.52	3.85
1.65V	81.2	52.1	29.7	22.4	13.8	8.83	7.44	3.84
1.70V	79.6	51.8	29.4	21.9	13.7	8.75	7.37	3.82
1.75V	79.0	51.0	29.0	21.7	13.5	8.68	7.30	3.80
1.80V	75.6	49.7	28.5	21.6	13.2	8.68	7.23	3.78
1.85V	69.0	46.1	27.0	20.4	12.5	8.28	7.01	3.71

Constant Power Discharge Characteristics Unit: W/cell (25°C, 77°F)

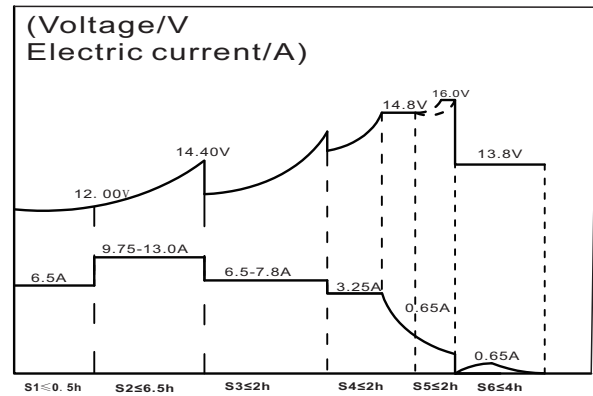
FV/Time	30min	1h	2h	3h	5h	8h	10h	20h
1.60V	150	99.5	56.4	42.9	26.4	17.4	14.5	7.63
1.65V	148	98.7	56.2	42.3	26.3	17.2	14.3	7.60
1.70V	148	97.9	56.0	42.1	26.1	17.1	14.1	7.56
1.75V	147	97.0	55.7	41.8	26.0	17.1	14.1	7.53
1.80V	144	96.1	55.5	41.7	25.7	16.9	13.9	7.49
1.85V	132	89.2	53.0	39.6	24.4	16.3	13.7	7.42

6-EVF-65

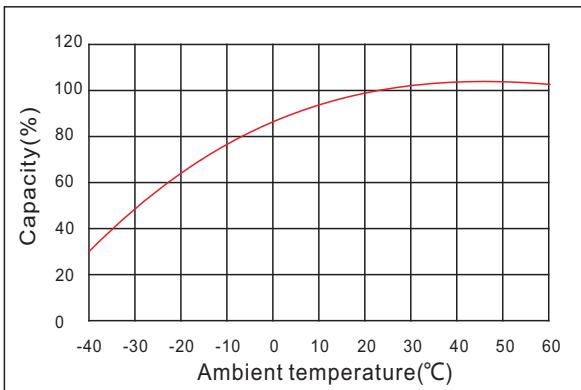
Discharge characteristic



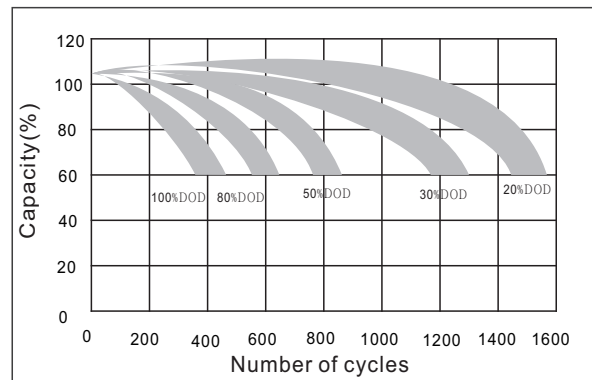
Charging characteristic



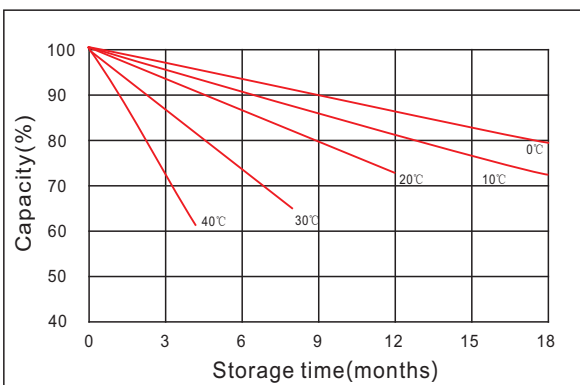
The effect of temperature on capacity



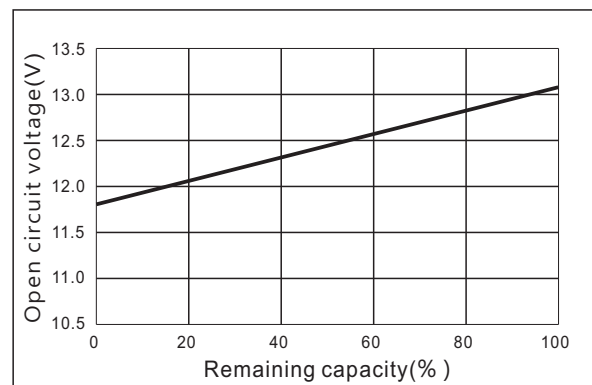
The effect of discharge depth on cycle life



Curves of self-discharge



Curves of open circuit voltage vs. capacity



www.kiju.com.cn info@kiju.com.cn

Jiangxi Jingjiu Power Science&Technology Co. Ltd.
Add: 1388 Fushan No.1 Street, Xiaolan Economic Development Zone, Nanchang City, Jiangxi Province, China.

+86-791-85982779 +86-791-85989842

Jiangxi Jingjiu Power (Jiujiang) Co. Ltd.
Add: Xiwang Rd, Aicheng Industrial Park, Yongxiu Country, Jiujiang City, Jiangxi Province, China.

