

6-EVF-58.3



Applications

- > Electric vehicle
- > Electric wheelchair
- > Electric scooter
- > Electric play car for children
- > Garbage truck
- > Patrol car

Specification

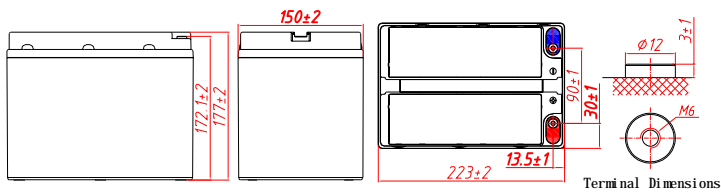
Nominal Voltage	12V
Nominal Capacity	58.3Ah
Design life	5 years
Terminal	M6
Approx. Weight	Approx 15.8kg (34.8lbs)
Container Material	ABS
Rated Capacity	62.0Ah 10Hour Rate (6.20A to 10.5V) 58.3Ah 3Hour Rate (19.4A to 10.5V) 46.0Ah 1Hour Rate (46.0A to 10.5V)
Operating Temperature	Discharge: -20 ~50°C (-4 ~ 122°F) Charge: -20 ~50°C (-4 ~ 122°F) Storage: -20 ~50°C (-4 ~ 122°F)
Charge Method (25 °C)	Float Use: 13.7-13.9V@25°C Cycle Use :14.7-14.9V,@25°C Max charge current 8.75A
Self discharge	3% of capacity declined per month at 25°C

General Features

- > High Corrosion Resistant Performance: Pb-Ca multi-alloy grid
- > High Energy Density and Power Density
- > Excellent Charge Acceptance Ability
- > Strong High and Low Temperature Performance
- > Optimized Capability of instant High-current Discharging
- > Low self-discharge rate



Dimension: 223(L)×150(W)×177(H)×177(TH) Unit: mm



Constant Current Discharge Characteristics Unit: A (25 °C, 77 °F)

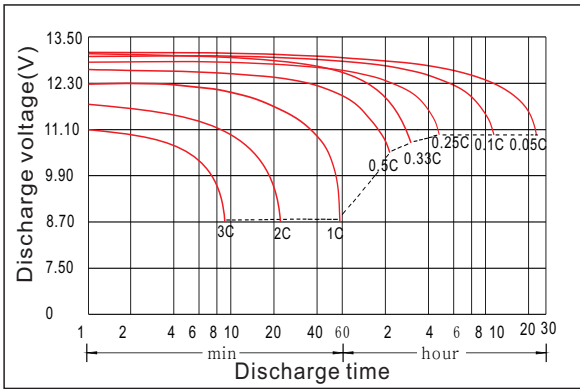
FV/Time	5min	15min	30min	1h	2h	3h	5h	8h	10h	20h
1.60V	219	118	75.5	47.3	28.3	20.1	12.4	7.57	6.38	3.55
1.65V	213	114	74.0	47.0	28.2	20.0	12.3	7.50	6.32	3.54
1.70V	204	112	72.6	46.7	27.9	19.6	12.1	7.43	6.26	3.51
1.75V	188	108	72.0	46.0	27.5	19.4	12.0	7.37	6.20	3.50
1.80V	168	101	68.9	44.8	27.0	19.3	11.7	7.37	6.14	3.49
1.85V	150	90.0	62.9	41.5	25.6	18.2	11.1	7.03	5.95	3.42

Constant Power Discharge Characteristics Unit: W/cell(25 °C, 77 °F)

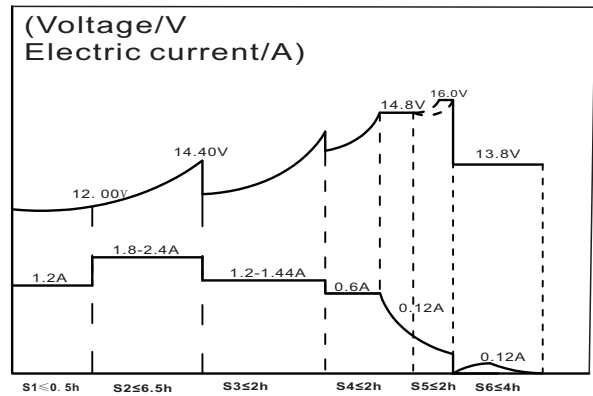
FV/Time	5min	15min	30min	1h	2h	3h	5h	8h	10h	20h
1.60V	368	208	136	89.8	53.5	38.3	23.5	14.7	12.3	7.03
1.65V	354	204	135	89.0	53.3	37.8	23.3	14.6	12.1	7.00
1.70V	352	201	135	88.3	53.1	37.6	23.2	14.5	12.0	6.96
1.75V	328	201	134	87.5	52.8	37.4	23.0	14.5	11.9	6.93
1.80V	302	190	131	86.7	52.6	37.3	22.8	14.3	11.8	6.90
1.85V	269	170	120	80.4	50.3	35.4	21.7	13.8	11.6	6.83

6-EVF-58.3

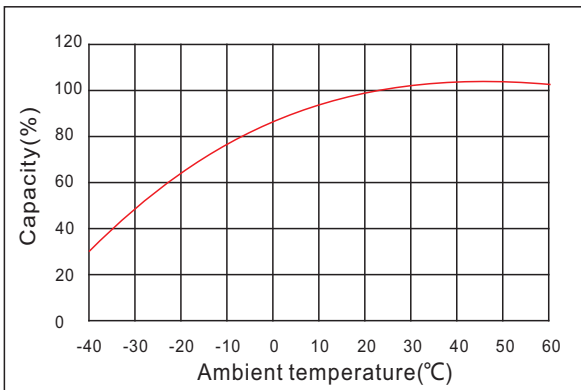
Discharge characteristic



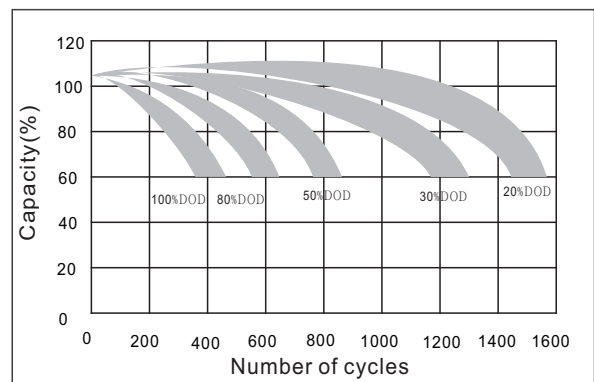
Charging characteristic



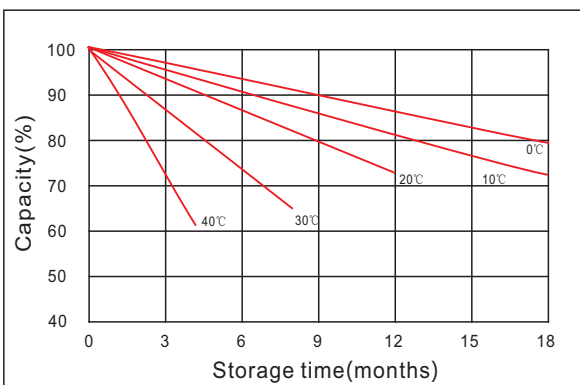
The effect of temperature on capacity



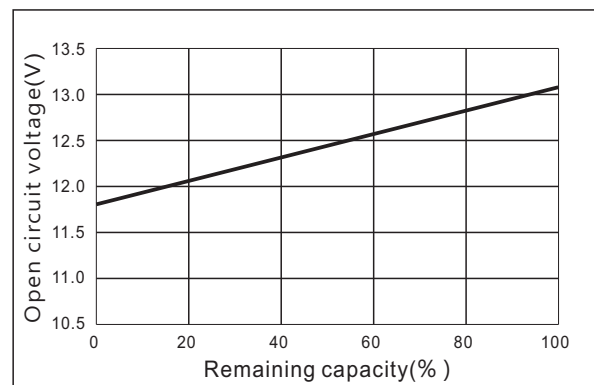
The effect of discharge depth on cycle life



Curves of self-discharge



Curves of open circuit voltage vs. capacity



www.kiju.com.cn info@kiju.com.cn

+86-791-85982779 +86-791-85989842

Jiangxi Jingjiu Power Science&Technology Co. Ltd.
Add: 1388 Fushan No.1 Street, Xiaolan Economic Development Zone, Nanchang City, Jiangxi Province, China.

Jiangxi Jingjiu Power (Jiujiang) Co. Ltd.
Add: Xiwang Rd, Aicheng Industrial Park, Yongxiu Country, jiujiang City, Jiangxi Province, China.

