

6-EVF-48



Applications

- > Electric vehicle
- > Electric wheelchair
- > Electric scooter
- > Electric play car for children
- > Garbage truck
- > Patrol car

General Features

- > High Corrosion Resistant Performance: Pb-Ca multi-alloy grid
- > High Energy Density and Power Density
- > Excellent Charge Acceptance Ability
- > Strong High and Low Temperature Performance
- > Optimized Capability of instant High-current Discharging
- > Low self-discharge rate

Specification

Nominal Voltage	12V
Nominal Capacity	48Ah
Design life	5 years
Terminal	M6
Approx. Weight	Approx 12.95kg (28.5lbs)
Container Material	ABS

52.0Ah 10Hour Rate (5.20A to 10.5V)

Rated Capacity **48.0Ah** 3Hour Rate (16.0A to 10.5V)

36.5Ah 1Hour Rate (36.5A to 10.5V)

Operating Temperature	Discharge:	-20 ~50°C (-4 ~ 122°F)
	Charge:	-20 ~50°C (-4 ~ 122°F)
	Storage:	-20 ~50°C (-4 ~ 122°F)

Float Use: 13.7-13.9V@25°C

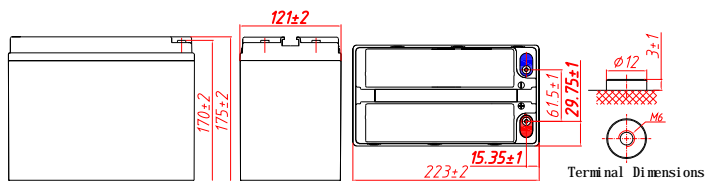
Charge Method (25 °C)
Cycle Use : 14.7-14.9V, @25°C

Max charge current 7.2A

Self discharge 3% of capacity declined per month at 25°C



Dimension: 223(L)×121(W)×175(H)×175(TH) Unit: mm



Constant Current Discharge Characteristics Unit: A (25°C, 77°F)

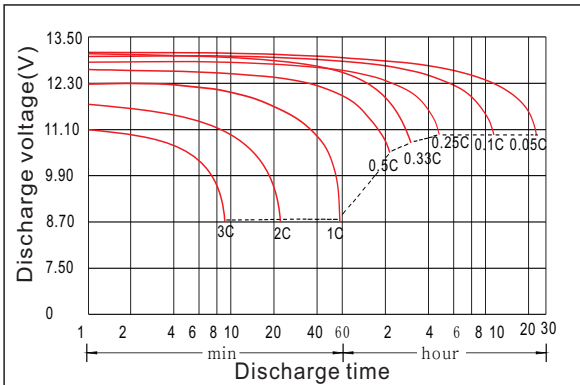
FV/Time	5min	15min	30min	1h	2h	3h	5h	8h	10h	20h
1.60V	183	98.1	56.6	37.6	22.7	16.6	10.3	6.35	5.35	2.94
1.65V	177	95.2	55.5	37.3	22.5	16.5	10.2	6.29	5.30	2.93
1.70V	170	93.5	54.4	37.1	22.3	16.2	10.1	6.24	5.25	2.91
1.75V	156	90.0	54.0	36.5	22.0	16.0	10.0	6.18	5.20	2.90
1.80V	140	84.2	51.7	35.6	21.6	15.9	9.76	6.18	5.15	2.89
1.85V	125	75.0	47.1	33.0	20.5	15.0	9.27	5.89	4.99	2.83

Constant Power Discharge Characteristics Unit: W/cell(25°C, 77°F)

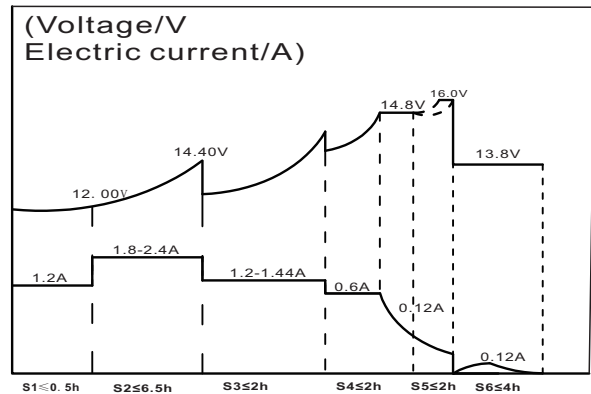
FV/Time	5min	15min	30min	1h	2h	3h	5h	8h	10h	20h
1.60V	307	173	102	71.3	42.8	31.6	19.6	12.4	10.3	5.82
1.65V	295	170	101	70.6	42.6	31.2	19.5	12.2	10.2	5.80
1.70V	294	168	101	70.0	42.5	31.0	19.3	12.2	10.1	5.77
1.75V	273	167	101	69.4	42.2	30.8	19.2	12.1	10.0	5.75
1.80V	252	158	98.0	68.8	42.1	30.7	19.0	12.0	9.90	5.72
1.85V	224	141	89.8	63.8	40.2	29.2	18.1	11.6	9.72	5.66

6-EVF-48

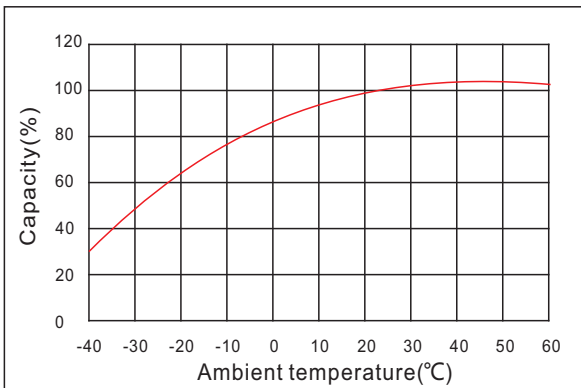
Discharge characteristic



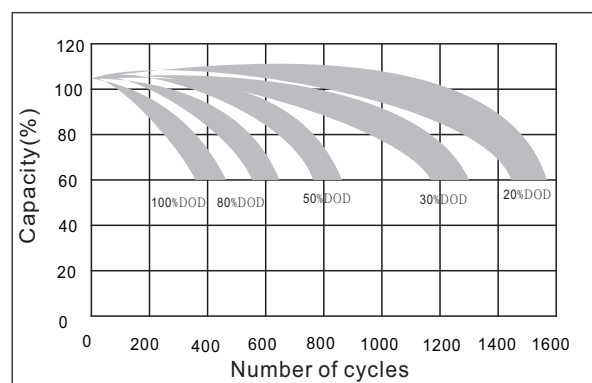
Charging characteristic



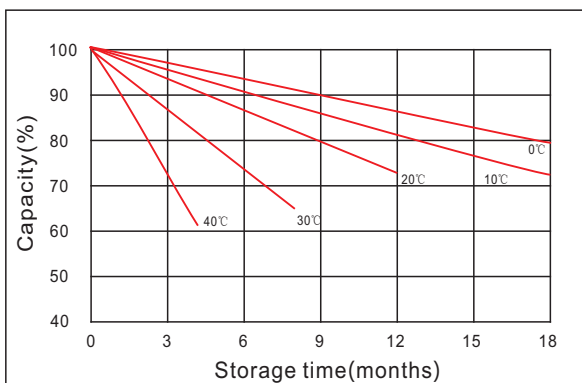
The effect of temperature on capacity



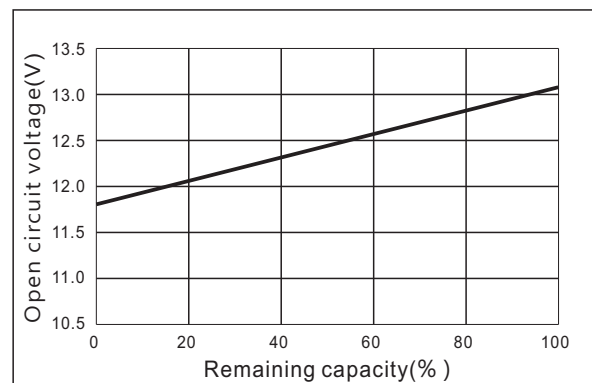
The effect of discharge depth on cycle life



Curves of self-discharge



Curves of open circuit voltage vs. capacity



www.kijo.com.cn info@kijo.com.cn

Jiangxi Jingjiu Power Science&Technology Co. Ltd.
Add: 1388 Fushan No.1 Street, Xiaolan Economic Development Zone, Nanchang City, Jiangxi Province, China.

+86-791-85982779 +86-791-85989842

Jiangxi Jingjiu Power (Jiujiang) Co. Ltd.
Add: Xiwang Rd, Aicheng Industrial Park, Yongxiu Country, Jiujiang City, Jiangxi Province, China.

