

6-EVF-38.3

Executive standard: GB/T 32620.1-2016



Applications

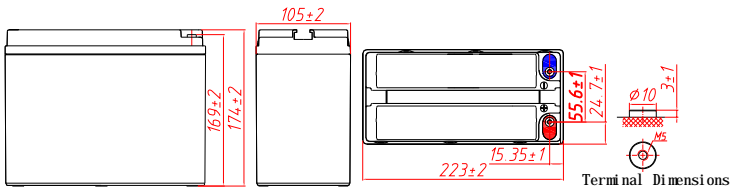
- > Electric vehicle
- > Electric wheelchair
- > Electric scooter
- > Electric play car for children
- > Garbage truck
- > Patrol car

General Features

- > High Corrosion Resistant Performance: Pb-Ca multi-alloy grid
- > High Energy Density and Power Density
- > Excellent Charge Acceptance Ability
- > Strong High and Low Temperature Performance
- > Optimized Capability of instant High-current Discharging
- > Low self-discharge rate



Dimension: 223(L)×105(W)×174(H)×174(TH) Unit: mm



Specification

Nominal Voltage	12V
Nominal Capacity	38.3Ah
Design life	5 years
Terminal	M5
Approx. Weight	Approx10.6kg (23.4lbs)
Container Material	ABS
	42.0Ah 10Hour Rate (4.20A to 10.5V)
Rated Capacity	38.3Ah 3Hour Rate (12.8A to 10.5V)
	32.0Ah 1Hour Rate (32.0A to 10.5V)
Operating Temperature	Discharge: -20 ~50°C(-4~ 122°F) Charge: -20 ~50°C(-4~ 122°F) Storage: -20 ~50°C(-4~ 122°F)
Charge Method (25 °C)	Float Use:13.7-13.9V@25°C Cycle Use :14.7-14.9V,@25°C Max charge current 5.75A
Self discharge	3% of capacity declined per month at 25°C

Constant Current Discharge Characteristics Unit: A (25°C, 77°F)

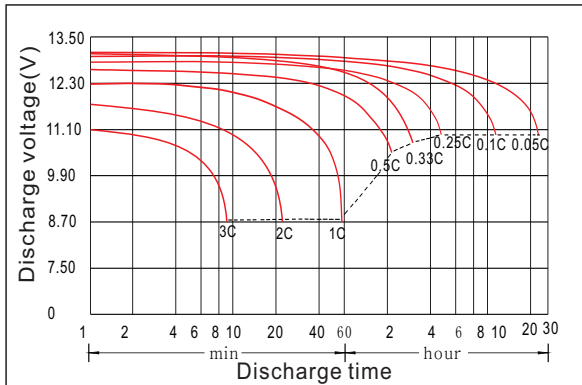
FV/Time	5min	15min	30min	1h	2h	3h	5h	8h	10h	20h
1.60V	163	87.2	53.5	32.9	18.5	13.2	8.35	5.13	4.32	2.43
1.65V	157	84.6	52.4	32.7	18.4	13.1	8.30	5.08	4.28	2.42
1.70V	151	83.1	51.4	32.5	18.3	12.9	8.20	5.04	4.24	2.41
1.75V	139	80.0	51.0	32.0	18.0	12.8	8.10	4.99	4.20	2.40
1.80V	125	74.9	48.8	31.2	17.7	12.6	7.90	4.99	4.16	2.39
1.85V	111	66.7	44.5	28.9	16.8	11.9	7.51	4.76	4.03	2.35

Constant Power Discharge Characteristics Unit: W/cell(25°C, 77°F)

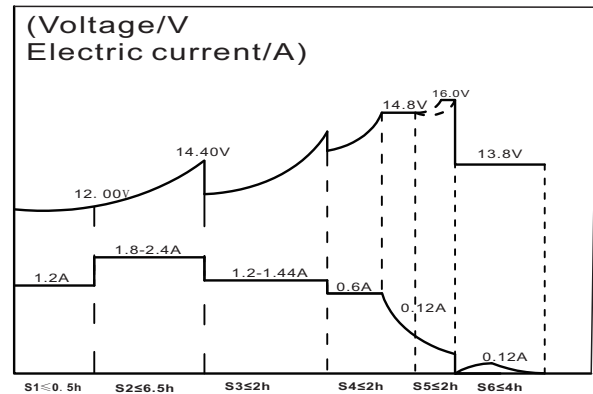
FV/Time	5min	15min	30min	1h	2h	3h	5h	8h	10h	20h
1.60V	273	154	96.7	62.5	35.0	25.1	15.9	9.98	8.32	4.82
1.65V	262	151	95.7	61.9	34.9	24.8	15.8	9.89	8.22	4.80
1.70V	261	149	95.6	61.4	34.8	24.6	15.7	9.84	8.13	4.78
1.75V	243	149	95.1	60.8	34.6	24.5	15.6	9.80	8.09	4.76
1.80V	224	141	92.5	60.3	34.5	24.4	15.4	9.70	7.99	4.73
1.85V	199	126	84.8	56.0	32.9	23.2	14.7	9.38	7.85	4.69

6-EVF-38.3

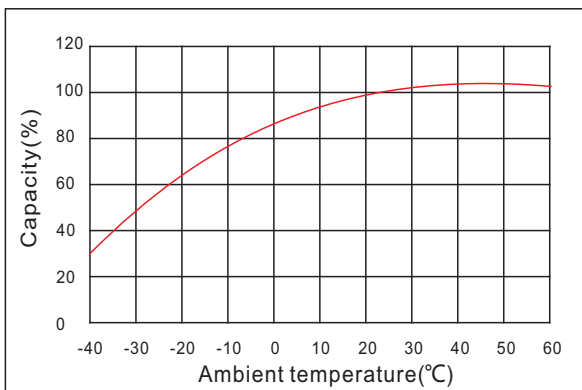
Discharge characteristic



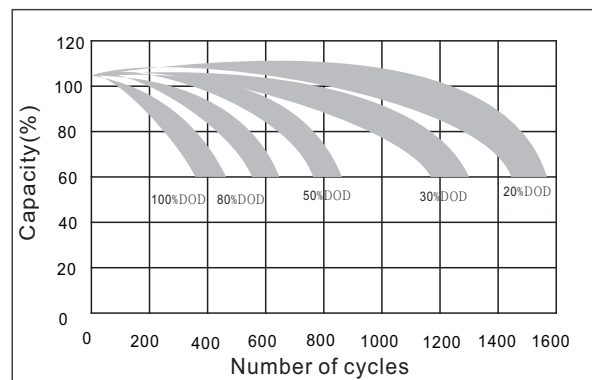
Charging characteristic



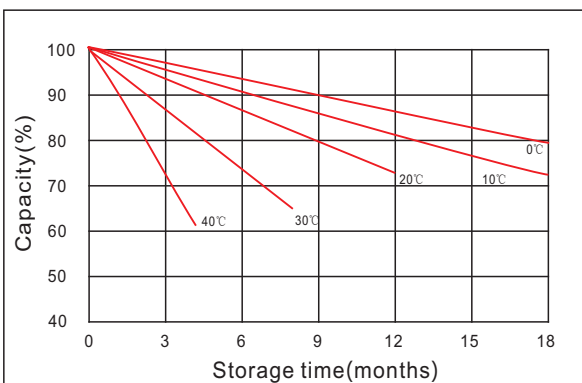
The effect of temperature on capacity



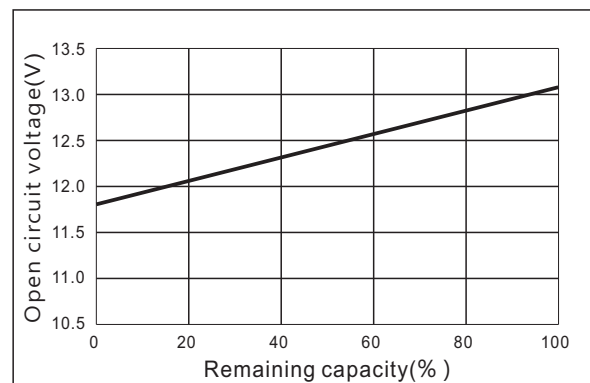
The effect of discharge depth on cycle life



Curves of self-discharge



Curves of open circuit voltage vs. capacity



www.kiju.com.cn info@kiju.com.cn

Jiangxi Jingjiu Power Science&Technology Co. Ltd.
Add: 1388 Fushan No.1 Street, Xiaolan Economic Development Zone, Nanchang City, Jiangxi Province, China.

+86-791-85982779 +86-791-85989842

Jiangxi Jingjiu Power (Jiujiang) Co. Ltd.
Add: Xiwang Rd, Aicheng Industrial Park, Yongxiu Country, Jiujiang City, Jiangxi Province, China.

