

6-EVF-32.3



Applications

- > Electric vehicle
- > Electric wheelchair
- > Electric scooter
- > Electric play car for children
- > Garbage truck
- > Patrol car

Specification

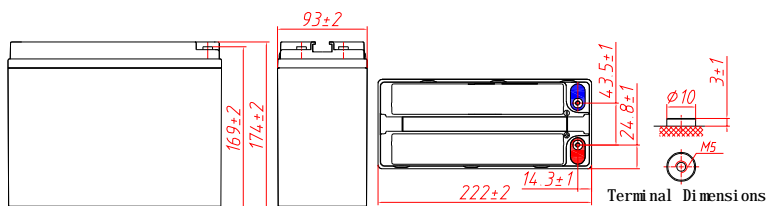
Nominal Voltage	12V
Nominal Capacity	32.3Ah
Design life	5 years
Terminal	M5
Approx. Weight	Approx9.10kg (20.0lbs)
Container Material	ABS
	36.0Ah 10Hour Rate (3.60A to 10.5V)
	32.3Ah 3Hour Rate (10.8A to 10.5V)
	27.5Ah 1Hour Rate (27.5A to 10.5V)
Operating Temperature	Discharge: -20 ~50°C(-4~ 122°F) Charge: -20 ~50°C(-4~ 122°F) Storage: -20 ~50°C(-4~ 122°F)
Charge Method (25 °C)	Float Use:13.7-13.9V@25°C Cycle Use :14.7-14.9V,@25°C Max charge current 4.85A
Self discharge	3% of capacity declined per month at 25°C

General Features

- > High Corrosion Resistant Performance: Pb-Ca multi-alloy grid
- > High Energy Density and Power Density
- > Excellent Charge Acceptance Ability
- > Strong High and Low Temperature Performance
- > Optimized Capability of instant High-current Discharging
- > Low self-discharge rate



Dimension: 222(L)×93(W)×174(H)×174(TH) Unit: mm



Constant Current Discharge Characteristics Unit: A (25°C, 77°F)

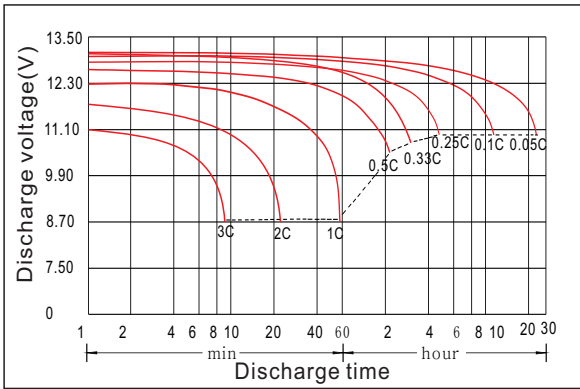
FV/Time	5min	15min	30min	1h	2h	3h	5h	8h	10h	20h
1.60V	142	76.3	48.2	28.3	15.4	11.2	7.11	4.40	3.71	2.03
1.65V	138	74.0	47.3	28.1	15.4	11.1	7.07	4.36	3.67	2.02
1.70V	132	72.7	46.4	27.9	15.2	10.9	6.98	4.32	3.64	2.01
1.75V	122	70.0	46.0	27.5	15.0	10.8	6.90	4.28	3.60	2.00
1.80V	109	65.5	44.0	26.8	14.7	10.8	6.73	4.28	3.56	1.99
1.85V	97.4	58.3	40.2	24.8	14.0	10.1	6.40	4.08	3.46	1.95

Constant Power Discharge Characteristics Unit: W/cell(25°C, 77°F)

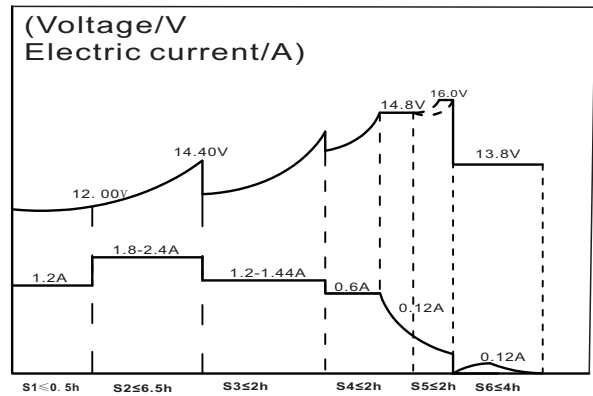
FV/Time	5min	15min	30min	1h	2h	3h	5h	8h	10h	20h
1.60V	239	135	87.2	53.7	29.2	21.3	13.5	8.55	7.13	4.02
1.65V	229	132	86.3	53.2	29.1	21.1	13.4	8.48	7.05	4.00
1.70V	228	131	86.3	52.8	29.0	20.9	13.3	8.44	6.97	3.98
1.75V	213	130	85.8	52.3	28.8	20.8	13.3	8.40	6.93	3.96
1.80V	196	123	83.5	51.8	28.7	20.8	13.1	8.32	6.85	3.94
1.85V	175	110	76.5	48.1	27.4	19.7	12.5	8.04	6.73	3.90

6-EVF-32.3

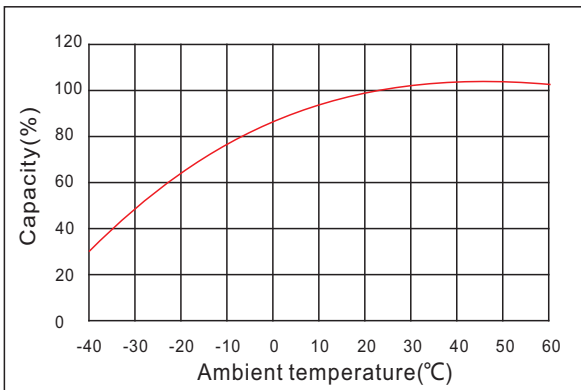
Discharge characteristic



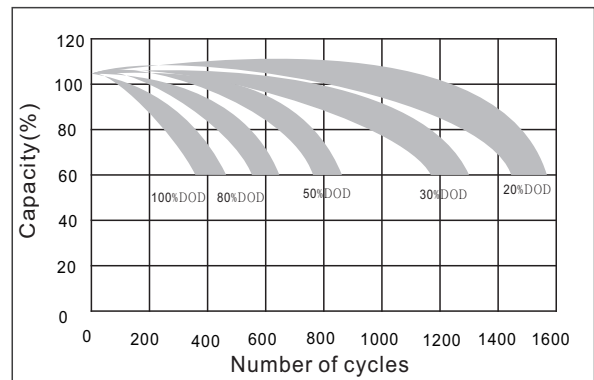
Charging characteristic



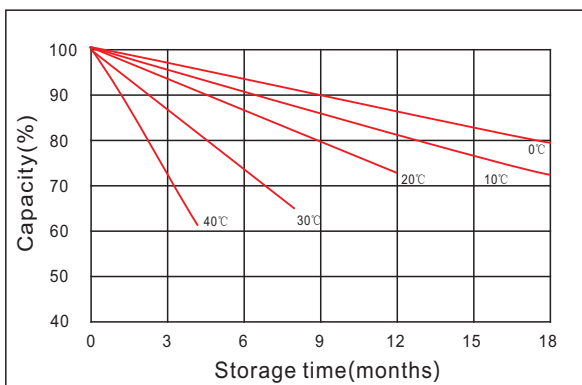
The effect of temperature on capacity



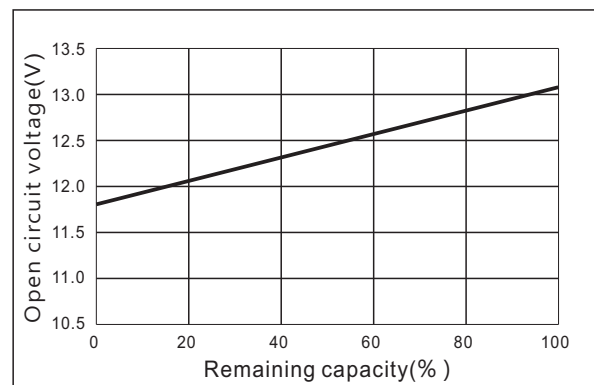
The effect of discharge depth on cycle life



Curves of self-discharge



Curves of open circuit voltage vs. capacity



www.kiju.com.cn info@kiju.com.cn

+86-791-85982779 +86-791-85989842

Jiangxi Jingjiu Power Science&Technology Co. Ltd.
Add: 1388 Fushan No.1 Street, Xiaolan Economic Development Zone, Nanchang City, Jiangxi Province, China.

Jiangxi Jingjiu Power (Jiujiang) Co. Ltd.
Add: Xiwang Rd, Aicheng Industrial Park, Yongxiu Country, jiujiang City, Jiangxi Province, China.

