

## 6-EVF-120



### Applications

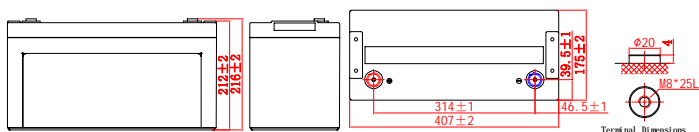
- > Electric vehicle
- > Electric wheelchair
- > Electric scooter
- > Electric play car for children
- > Garbage truck
- > Patrol car

### General Features

- > High corrosion resistant performance: Pb-Ca multi-alloy grid
- > High energy density and power density
- > Excellent charge acceptance ability
- > Strong high and low temperature performance
- > Optimized capability of instant high-current discharging
- > Low self-discharge rate



Dimension: 407(L)×175(W)×212(H)×216(TH) Unit: mm



### Specification

Nominal Voltage	12V
Nominal Capacity	120Ah
Design life	5 years
Terminal	M8
Approx. Weight	Approx 40.0kg (88.2lbs)
Container Material	ABS
Rated Capacity	<b>137.0Ah</b> 10Hour Rate (13.7A to 10.5V)
	<b>120.0Ah</b> 3Hour Rate (40.0A to 10.5V)
	<b>102.0Ah</b> 1Hour Rate (102A to 10.5V)
Operating Temperature	Discharge: -20 ~50°C(-4~ 122°F)
	Charge: -20 ~50°C(-4~ 122°F)
	Storage: -20 ~50°C(-4~ 122°F)
	Float Use:13.7-13.9V@25
Charge Method (25 °C)	Cycle Use :14.7-14.9V,@25
	Max charge current 18.0A
Self discharge	3% of capacity declined per month at 25°C

### Constant Current Discharge Characteristics Unit: A (25°C, 77°F)

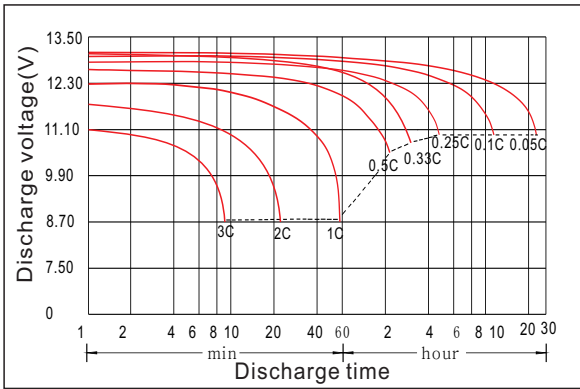
FV/Time	30min	1h	2h	3h	5h	8h	10h	20h
1.60V	180	105	57.7	41.5	26.8	16.7	14.1	7.61
1.65V	177	104	57.3	41.2	26.6	16.6	14.0	7.58
1.70V	173	104	56.8	40.5	26.3	16.4	13.8	7.53
1.75V	172	102	56.0	40.0	26.0	16.3	13.7	7.50
1.80V	165	99.4	55.0	39.8	25.4	16.3	13.6	7.47
1.85V	150	92.1	52.2	37.5	24.1	15.5	13.2	7.33

### Constant Power Discharge Characteristics Unit: W/cell (25°C, 77°F)

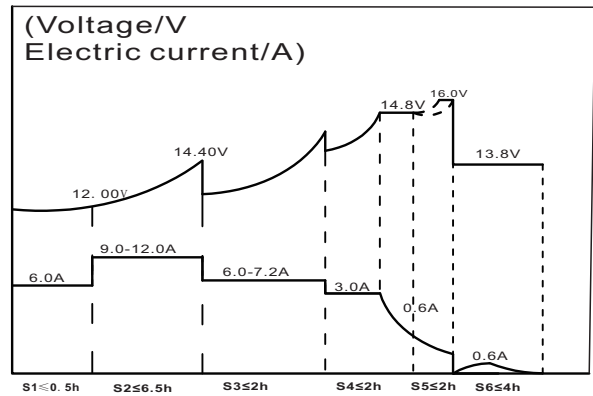
FV/Time	30min	1h	2h	3h	5h	8h	10h	20h
1.60V	326	199	109	79.0	50.9	32.6	27.1	15.1
1.65V	323	197	109	78.0	50.6	32.3	26.8	15.0
1.70V	323	196	108	77.5	50.3	32.1	26.5	14.9
1.75V	321	194	108	77.0	49.9	32.0	26.4	14.9
1.80V	312	192	107	76.9	49.3	31.7	26.1	14.8
1.85V	286	178	102	73.1	47.1	30.6	25.6	14.6

# 6-EVF-120

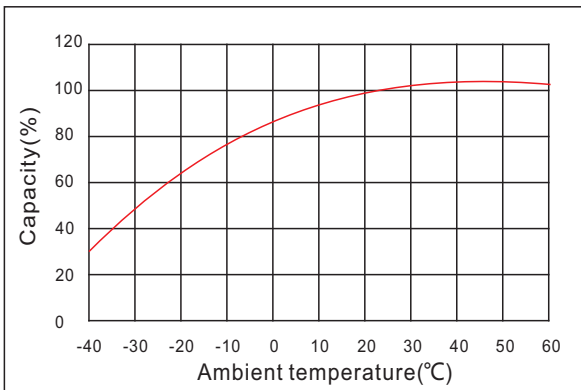
## Discharge characteristic



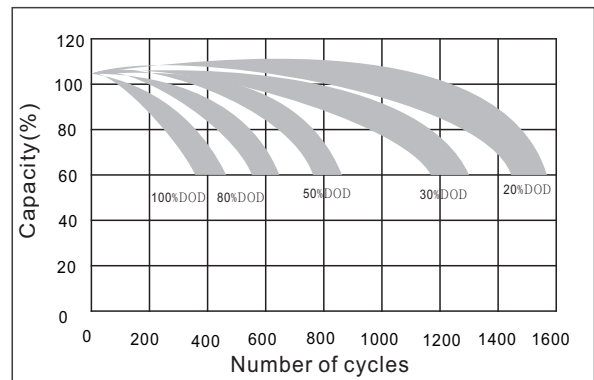
## Charging characteristic



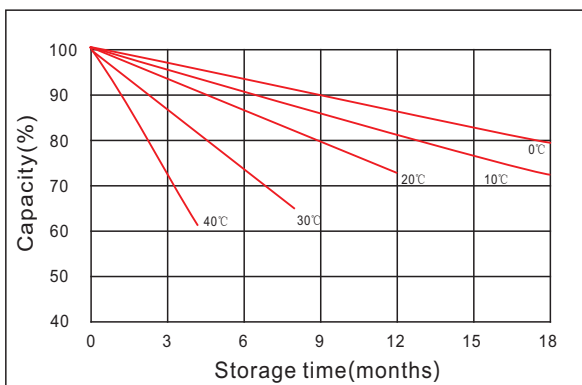
## The effect of temperature on capacity



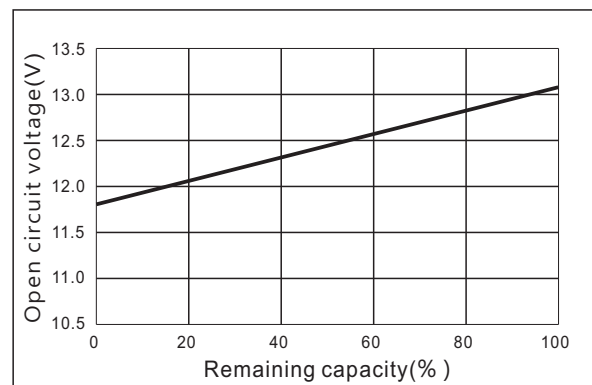
## The effect of discharge depth on cycle life



## Curves of self-discharge



## Curves of open circuit voltage vs. capacity



[www.kiju.com.cn](http://www.kiju.com.cn)    [info@kiju.com.cn](mailto:info@kiju.com.cn)

+86-791-85982779    +86-791-85989842

**Jiangxi Jingjiu Power Science&Technology Co. Ltd.**  
Add: 1388 Fushan No.1 Street, Xiaolan Economic Development Zone, Nanchang City, Jiangxi Province, China.

**Jiangxi Jingjiu Power ( Jiujiang) Co. Ltd.**  
Add: Xiwang Rd, Aicheng Industrial Park, Yongxiu Country, jiujiang City, Jiangxi Province, China.

