

## 6-EVF-106

Executive standard: GB/T 32620.1-2016

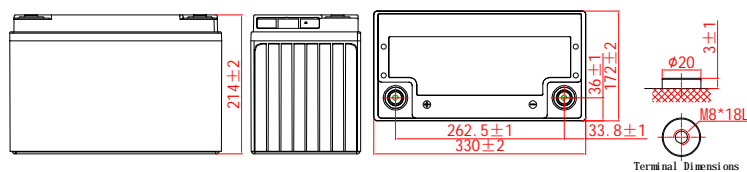


### General Features

- High corrosion resistant performance: Pb-Ca multi-alloy grid
- High energy density and power density
- Excellent charge acceptance ability
- Strong high and low temperature performance
- Optimized capability of instant high-current discharging
- Low self-discharge rate



Dimension: 330(L)×172(W)×214(H)×214(TH) Unit: mm



### Applications

- Electric vehicle
- Electric wheelchair
- Electric scooter
- Electric play car for children
- Garbage truck
- Patrol car

### Specification

Nominal Voltage	12V
Nominal Capacity	106Ah
Design life	5 years
Terminal	M8
Approx. Weight	Approx 33.2kg (73.2lbs)
Container Material	ABS
Rated Capacity	<b>128.0Ah</b> 20Hour Rate (6.40Ato10.5V) <b>106.0Ah</b> 3Hour Rate (35.3Ato10.5V) <b>85.0Ah</b> 1Hour Rate (85.0A to 10.5V)
Operating Temperature	Discharge: -20 ~50°C(-4~ 122°F) Charge: -20 ~50°C(-4~ 122°F) Storage: -20 ~50°C(-4~ 122°F)
Charge Method (25 °C)	Float Use:13.7-13.9V@25 Cycle Use :14.7-14.9V,@25 Max charge current 15.9A
Self discharge	3% of capacity declined per month at 25°C

### Constant Current Discharge Characteristics Unit: A (25°C, 77°F)

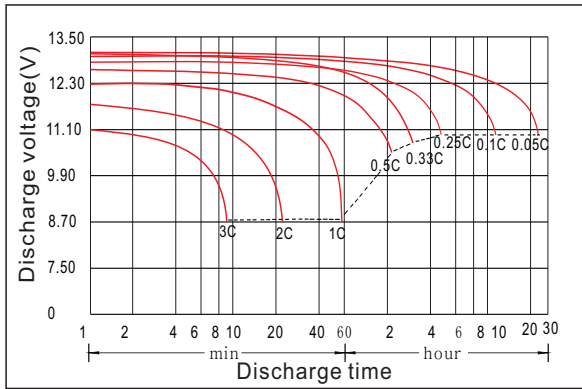
FV/Time	30min	1h	2h	3h	5h	8h	10h	20h
1.60V	157	87.5	48.8	36.6	22.7	14.4	12.2	6.49
1.65V	154	86.9	48.5	36.3	22.5	14.3	12.0	6.47
1.70V	151	86.3	48.1	35.7	22.3	14.1	11.9	6.43
1.75V	150	85.0	47.4	35.3	22.0	14.0	11.8	6.40
1.80V	143	82.8	46.6	35.2	21.5	14.0	11.7	6.37
1.85V	131	76.8	44.2	33.1	20.4	13.4	11.3	6.25

### Constant Power Discharge Characteristics Unit: W/cell (25°C, 77°F)

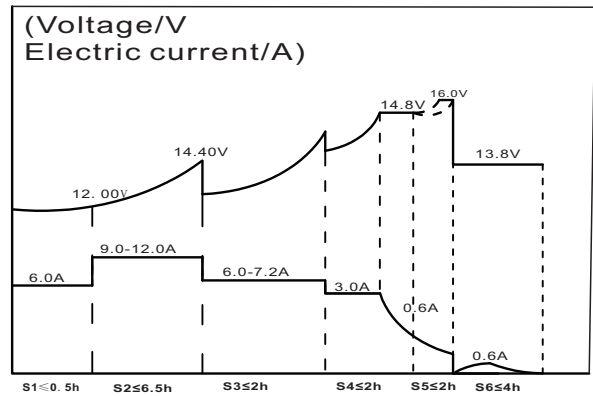
FV/Time	30min	1h	2h	3h	5h	8h	10h	20h
1.60V	284	166	92.1	69.7	43.1	28.0	23.4	12.9
1.65V	281	165	91.9	68.9	42.8	27.8	23.1	12.8
1.70V	281	163	91.6	68.4	42.5	27.7	22.8	12.7
1.75V	280	162	91.0	68.0	42.3	27.5	22.7	12.7
1.80V	272	160	90.7	67.8	41.7	27.3	22.5	12.6
1.85V	249	149	86.7	64.5	39.8	26.4	22.1	12.5

# 6-EVF-106

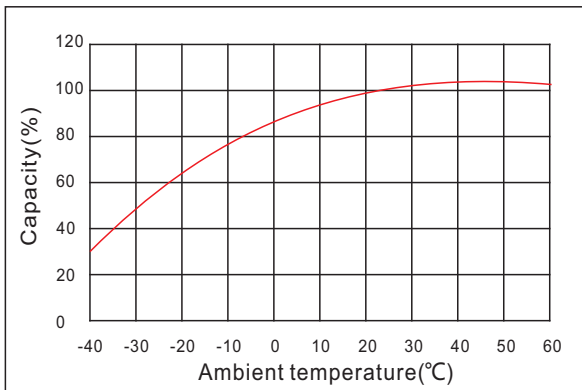
## Discharge characteristic



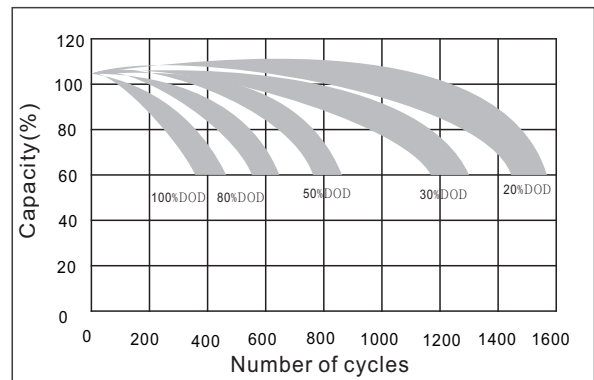
## Charging characteristic



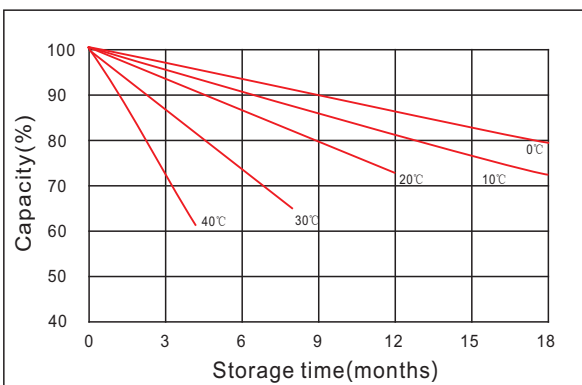
## The effect of temperature on capacity



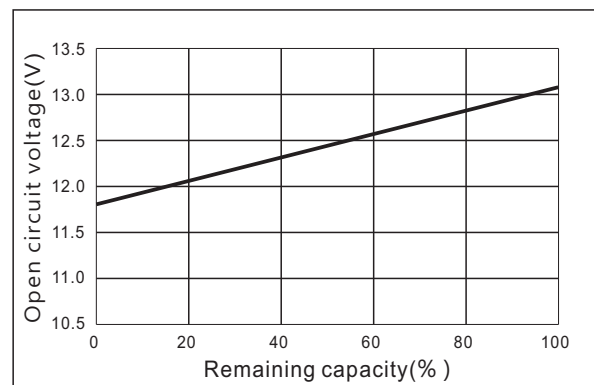
## The effect of discharge depth on cycle life



## Curves of self-discharge



## Curves of open circuit voltage vs. capacity



[www.kiju.com.cn](http://www.kiju.com.cn)    [info@kiju.com.cn](mailto:info@kiju.com.cn)

**Jiangxi Jingjiu Power Science&Technology Co. Ltd.**  
Add: 1388 Fushan No.1 Street, Xiaolan Economic Development Zone, Nanchang City, Jiangxi Province, China.

+86-791-85982779    +86-791-85989842

**Jiangxi Jingjiu Power ( Jiujiang ) Co. Ltd.**  
Add: Xiwang Rd, Aicheng Industrial Park, Yongxiu Country, Jiujiang City, Jiangxi Province, China.

