

6-DZF-24



Applications

- > Electric vehicle
- > Electric wheelchair
- > Electric scooter
- > Electric play car for children
- > Garbage truck
- > Patrol car

General Features

- > High Corrosion Resistant Performance: Pb-Ca multi-alloy grid
- > High Energy Density and Power Density
- > Excellent Charge Acceptance Ability
- > Strong High and Low Temperature Performance
- > Optimized Capability of instant High-current Discharging
- > Low self-discharge rate

Specification

Nominal Voltage	12V
Nominal Capacity	24Ah
Design life	5 years
Terminal	M5
Approx. Weight	Approx 7.05kg (15.5lbs)
Container Material	ABS

25.5Ah 10Hour Rate (2.55A to 10.5V)

Rated Capacity **24.0Ah** 2Hour Rate (12.0A to 10.5V)

19.2Ah 1Hour Rate (19.2A to 10.5V)

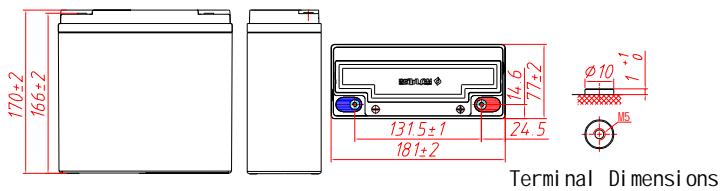
Operating Temperature	Discharge:	-20 ~50°C (-4 ~ 122°F)
	Charge:	-20 ~50°C (-4 ~ 122°F)
	Storage:	-20 ~50°C (-4 ~ 122°F)

Charge Method (25 °C)	Float Use:	13.7-13.9V@25°C
	Cycle Use:	14.7-14.9V,@25°C
	Max charge current	3.60A

Self discharge	3% of capacity declined per month at 25°C
----------------	---



Dimension: 181(L)×77(W)×170(H)×170(TH) Unit: mm



Terminal Dimensions

Constant Current Discharge Characteristics Unit: A (25°C, 77°F)

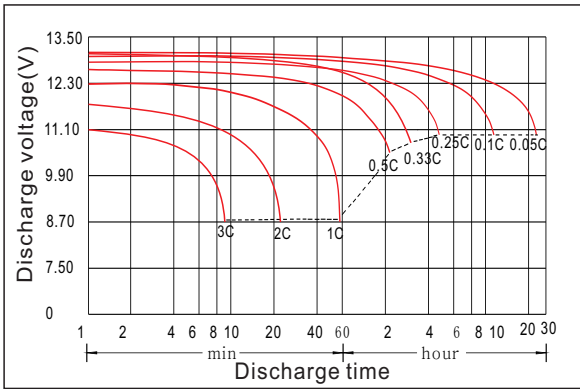
FV/Time	5min	15min	30min	1h	2h	3h	5h	8h	10h	20h
1.60V	116	62.3	35.9	19.8	12.4	8.40	5.05	3.11	2.63	1.43
1.65V	113	60.5	35.2	19.6	12.3	8.33	5.02	3.09	2.60	1.42
1.70V	108	59.4	34.5	19.5	12.2	8.20	4.96	3.06	2.58	1.42
1.75V	99.4	57.2	34.2	19.2	12.0	8.10	4.90	3.03	2.55	1.41
1.80V	89.1	53.5	32.7	18.7	11.8	8.07	4.78	3.03	2.52	1.40
1.85V	79.6	47.7	29.9	17.3	11.2	7.60	4.54	2.89	2.45	1.38

Constant Power Discharge Characteristics Unit: W/cell(25°C, 77°F)

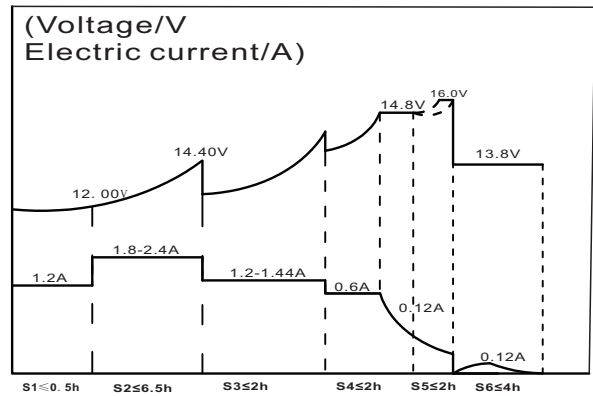
FV/Time	5min	15min	30min	1h	2h	3h	5h	8h	10h	20h
1.60V	195	110	64.8	37.5	23.3	16.0	9.59	6.06	5.05	2.83
1.65V	187	108	64.1	37.2	23.3	15.8	9.53	6.00	4.99	2.82
1.70V	187	107	64.1	36.8	23.2	15.7	9.47	5.98	4.94	2.81
1.75V	174	106	63.8	36.5	23.0	15.6	9.41	5.95	4.91	2.79
1.80V	160	100	62.1	36.2	23.0	15.6	9.29	5.89	4.85	2.78
1.85V	143	89.8	56.9	33.6	21.9	14.8	8.87	5.69	4.77	2.75

6-DZF-24

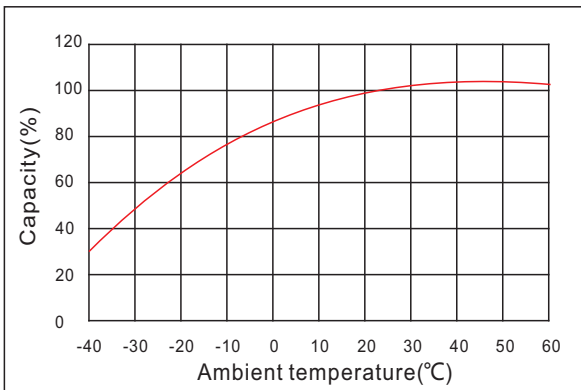
Discharge characteristic



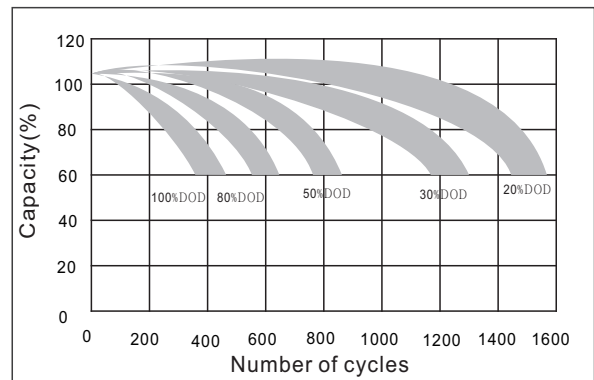
Charging characteristic



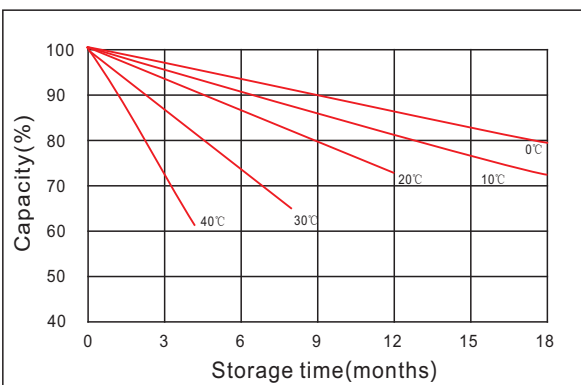
The effect of temperature on capacity



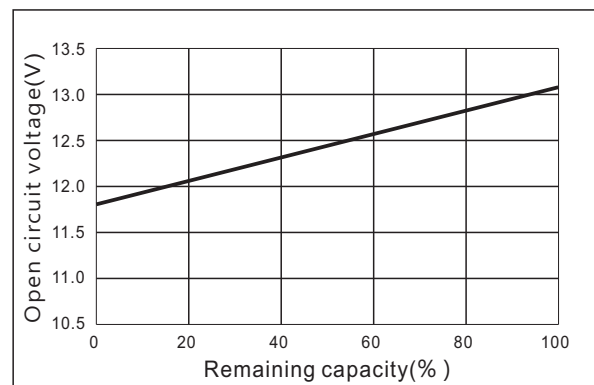
The effect of discharge depth on cycle life



Curves of self-discharge



Curves of open circuit voltage vs. capacity



www.kiju.com.cn info@kiju.com.cn

Jiangxi Jingjiu Power Science&Technology Co. Ltd.
Add: 1388 Fushan No.1 Street, Xiaolan Economic Development Zone, Nanchang City, Jiangxi Province, China.

+86-791-85982779 +86-791-85989842

Jiangxi Jingjiu Power (Jiujiang) Co. Ltd.
Add: Xiwang Rd, Aicheng Industrial Park, Yongxiu Country, Jiujiang City, Jiangxi Province, China.

