

# 6-DZF-20



## Electric vehicle battery expert

Executive standard: T/ZJXDC 001-2021

### Applications

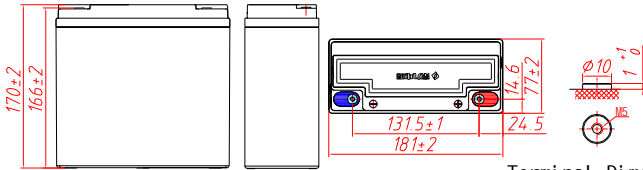
- > Electric vehicle
- > Electric wheelchair
- > Electric scooter
- > Electric play car for children
- > Garbage truck
- > Patrol car

### General Features

- > High Corrosion Resistant Performance: Pb-Ca multi-alloy grid
- > High Energy Density and Power Density
- > Excellent Charge Acceptance Ability
- > Strong High and Low Temperature Performance
- > Optimized Capability of instant High-current Discharging
- > Low self-discharge rate



Dimension: 181(L)×77(W)×170(H)×170(TH) Unit: mm



Terminal Dimensions

### Specification

Nominal Voltage	12V
Nominal Capacity	20Ah
Design life	5 years
Terminal	M5
Approx. Weight	Approx6.00kg (13.2lbs)
Container Material	ABS
	<b>24.0Ah</b> 10Hour Rate (2.40A to 10.5V)
	<b>20.0Ah</b> 2Hour Rate (10.0A to 10.5V)
	<b>16.0Ah</b> 1Hour Rate (16.0A to 10.5V)
Operating Temperature	Discharge: -20 ~50°C(-4~ 122°F)
	Charge: -20 ~50°C(-4~ 122°F)
	Storage: -20 ~50°C(-4~ 122°F)
Charge Method (25 °C)	Float Use:13.7-13.9V@25°C
	Cycle Use :14.7-14.9V,@25°C
	Max charge current 3.05A
Self discharge	3% of capacity declined per month at 25°C

### Constant Current Discharge Characteristics Unit: A (25°C, 77°F)

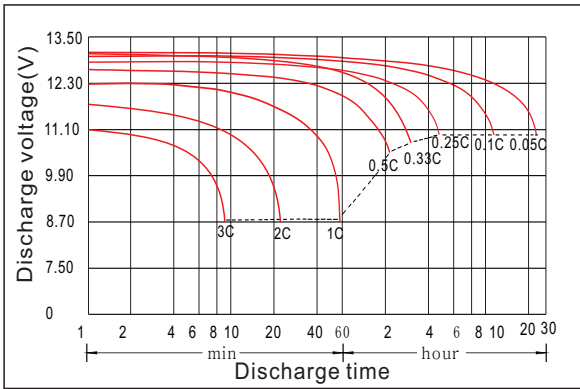
FV/Time	5min	15min	30min	1h	2h	3h	5h	8h	10h	20h
1.60V	93.5	50.1	29.4	16.5	10.5	7.36	4.74	2.93	2.47	1.28
1.65V	90.5	48.7	28.8	16.4	10.4	7.30	4.71	2.90	2.45	1.27
1.70V	87.0	47.8	28.2	16.2	10.3	7.19	4.66	2.88	2.42	1.27
1.75V	79.9	46.0	28.0	16.0	10.0	7.10	4.60	2.85	2.40	1.26
1.80V	71.7	43.1	26.8	15.6	9.93	7.07	4.49	2.85	2.38	1.25
1.85V	64.0	38.3	24.4	14.5	9.46	6.66	4.26	2.72	2.30	1.23

### Constant Power Discharge Characteristics Unit: W/cell(25°C, 77°F)

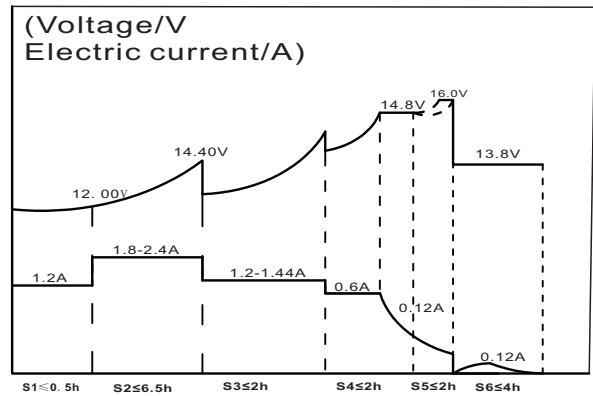
FV/Time	5min	15min	30min	1h	2h	3h	5h	8h	10h	20h
1.60V	157	88.5	53.1	31.2	19.7	14.0	9.00	5.70	4.75	2.53
1.65V	151	87.0	52.5	31.0	19.7	13.8	8.95	5.65	4.70	2.52
1.70V	150	85.8	52.5	30.7	19.6	13.8	8.89	5.62	4.65	2.51
1.75V	140	85.5	52.2	30.4	19.5	13.7	8.84	5.60	4.62	2.50
1.80V	129	80.8	50.8	30.2	19.3	13.6	8.72	5.54	4.57	2.48
1.85V	115	72.2	46.6	28.0	18.6	13.0	8.33	5.36	4.49	2.46

# 6-DZF-20

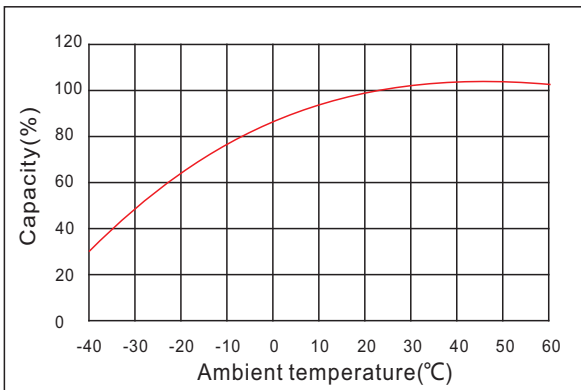
## Discharge characteristic



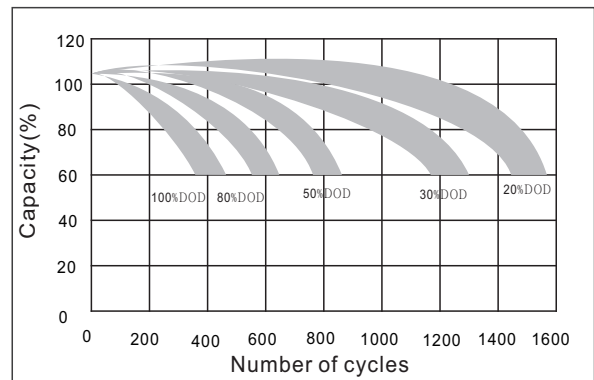
## Charging characteristic



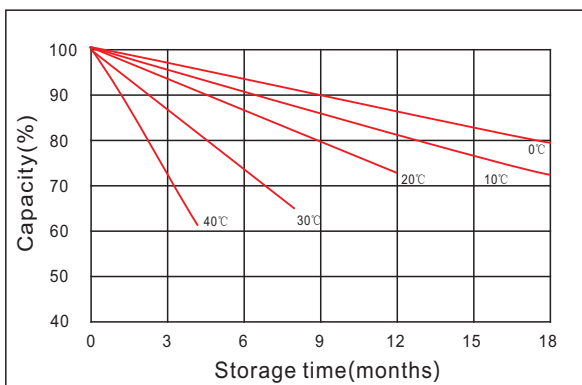
## The effect of temperature on capacity



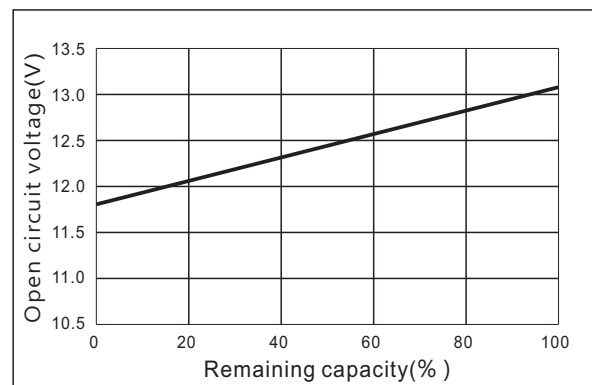
## The effect of discharge depth on cycle life



## Curves of self-discharge



## Curves of open circuit voltage vs. capacity



[www.kiju.com.cn](http://www.kiju.com.cn)    [info@kiju.com.cn](mailto:info@kiju.com.cn)

+86-791-85982779    +86-791-85989842

**Jiangxi Jingjiu Power Science&Technology Co. Ltd.**  
Add: 1388 Fushan No.1 Street, Xiaolan Economic Development Zone, Nanchang City, Jiangxi Province, China.

**Jiangxi Jingjiu Power ( Jiujiang) Co. Ltd.**  
Add: Xiwang Rd, Aicheng Industrial Park, Yongxiu Country, jiujiang City, Jiangxi Province, China.

