

6-DZF-12.9



Applications

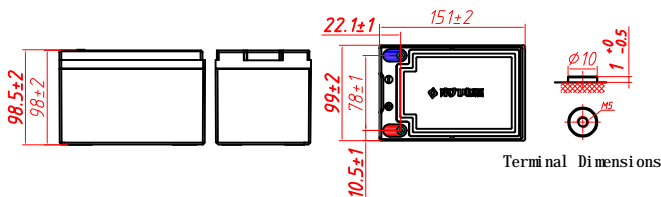
- > Electric vehicle
- > Electric wheelchair
- > Electric scooter
- > Electric play car for children
- > Garbage truck
- > Patrol car

General Features

- > High Corrosion Resistant Performance: Pb-Ca multi-alloy grid
- > High Energy Density and Power Density
- > Excellent Charge Acceptance Ability
- > Strong High and Low Temperature Performance
- > Optimized Capability of instant High-current Discharging
- > Low self-discharge rate



Dimension: 151(L)×99(W)×98(H)×98.5(TH) Unit: mm



Specification

Nominal Voltage	12V
Nominal Capacity	12.9Ah
Design life	5 years
Terminal	M5
Approx. Weight	Approx4.0kg (8.8lbs)
Container Material	ABS
Rated Capacity	14.2Ah 10Hour Rate (1.42A to 10.5V) 12.9Ah 2Hour Rate (6.45A to 10.5V) 11.9Ah 1Hour Rate (11.9A to 10.5V)
Operating Temperature	Discharge: -20 ~50℃(-4~ 122°F) Charge: -20 ~50℃(-4~ 122°F) Storage: -20 ~50℃(-4~ 122°F)
Charge Method (25 °C)	Float Use:13.7-13.9V@25℃ Cycle Use :14.7-14.9V,@25℃ Max charge current 1.94A
Self discharge	3% of capacity declined per month at 25℃

Constant Current Discharge Characteristics Unit: A (25 °C, 77 °F)

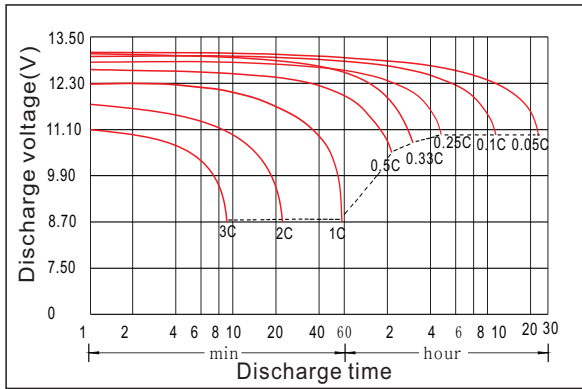
FV/Time	5min	15min	30min	1h	2h	3h	5h	8h	10h	20h
1.60V	63.0	33.8	19.4	12.2	6.64	4.56	2.78	1.73	1.46	0.812
1.65V	61.0	32.8	19.0	12.2	6.60	4.53	2.77	1.72	1.45	0.808
1.70V	58.6	32.2	18.6	12.1	6.55	4.45	2.73	1.70	1.43	0.803
1.75V	53.9	31.0	18.5	11.9	6.45	4.40	2.70	1.69	1.42	0.800
1.80V	48.3	29.0	17.7	11.6	6.34	4.38	2.63	1.69	1.41	0.797
1.85V	43.1	25.8	16.2	10.7	6.01	4.13	2.50	1.61	1.36	0.782

Constant Power Discharge Characteristics Unit: W/cell(25 °C, 77 °F)

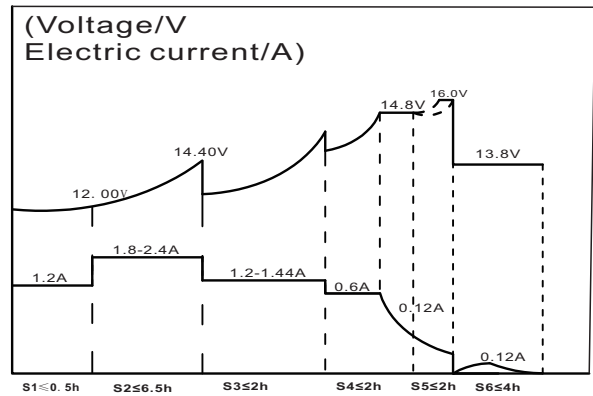
FV/Time	5min	15min	30min	1h	2h	3h	5h	8h	10h	20h
1.60V	105.7	59.6	35.1	23.2	12.5	8.69	5.28	3.37	2.81	1.61
1.65V	101.5	58.6	34.7	23.0	12.5	8.58	5.25	3.34	2.78	1.60
1.70V	101.1	57.8	34.7	22.8	12.5	8.53	5.22	3.33	2.75	1.59
1.75V	94.2	57.6	34.5	22.6	12.4	8.47	5.19	3.31	2.73	1.59
1.80V	86.6	54.4	33.6	22.4	12.3	8.46	5.12	3.28	2.70	1.58
1.85V	77.3	48.7	30.8	20.8	11.8	8.04	4.89	3.17	2.66	1.56

6-DZF-12.9

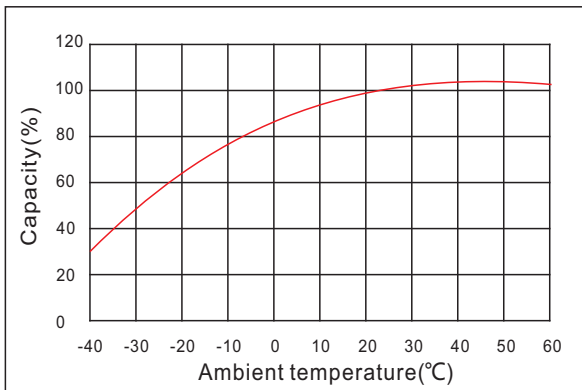
Discharge characteristic



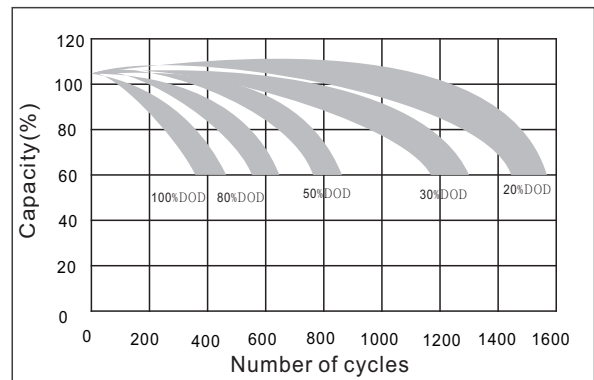
Charging characteristic



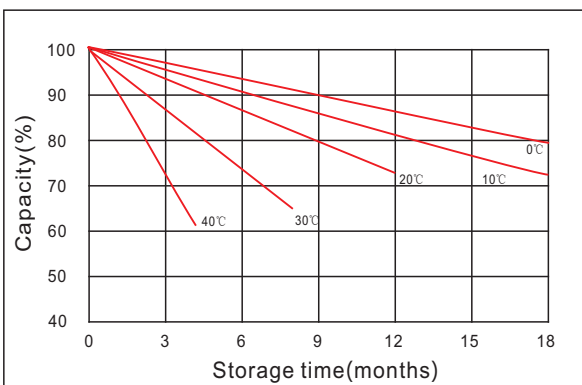
The effect of temperature on capacity



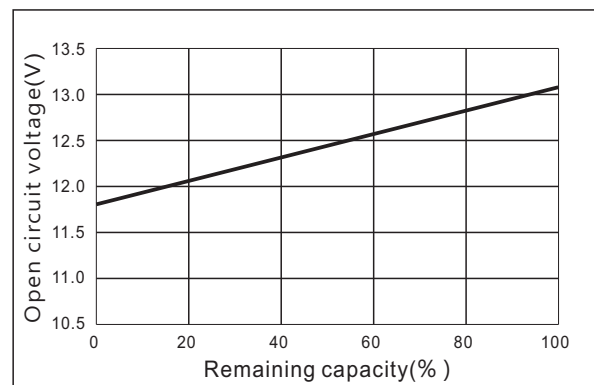
The effect of discharge depth on cycle life



Curves of self-discharge



Curves of open circuit voltage vs. capacity



www.kiju.com.cn info@kiju.com.cn

Jiangxi Jingjiu Power Science&Technology Co. Ltd.
Add: 1388 Fushan No.1 Street, Xiaolan Economic Development Zone, Nanchang City, Jiangxi Province, China.

+86-791-85982779 +86-791-85989842

Jiangxi Jingjiu Power (Jiujiang) Co. Ltd.
Add: Xiwang Rd, Aicheng Industrial Park, Yongxiu Country, Jiujiang City, Jiangxi Province, China.

